

# Two-dimensional plots - Summary group 2

February 21, 2022

## List of Figures

1	$m_H$ GeV vs. $\log_{10} \tan \beta$ . . . . .	4
2	$m_A$ GeV vs. $\log_{10} \tan \beta$ . . . . .	4
3	$\log_{10} \sigma(pp \rightarrow H \rightarrow e^+e^-)$ (fb) vs. $\log_{10} \tan \beta$ . . . . .	5
4	$\log_{10} \sigma(pp \rightarrow H \rightarrow \mu^+\mu^-)$ (fb) vs. $\log_{10} \tan \beta$ . . . . .	5
5	$\log_{10} \sigma(pp \rightarrow H \rightarrow \tau^+\tau^-)$ (fb) vs. $\log_{10} \tan \beta$ . . . . .	6
6	$\log_{10} \sigma(pp \rightarrow A \rightarrow e^+e^-)$ (fb) vs. $\log_{10} \tan \beta$ . . . . .	6
7	$\log_{10} \sigma(pp \rightarrow A \rightarrow \mu^+\mu^-)$ (fb) vs. $\log_{10} \tan \beta$ . . . . .	7
8	$\log_{10} \sigma(pp \rightarrow A \rightarrow \tau^+\tau^-)$ (fb) vs. $\log_{10} \tan \beta$ . . . . .	7
9	$\log_{10} \sigma(pp \rightarrow A \rightarrow HZ)$ (fb) vs. $\log_{10} \tan \beta$ . . . . .	8
10	$\log_{10} \tan \beta$ vs. $m_H$ GeV . . . . .	9
11	$m_A$ GeV vs. $m_H$ GeV . . . . .	9
12	$\log_{10} \sigma(pp \rightarrow H \rightarrow e^+e^-)$ (fb) vs. $m_H$ GeV . . . . .	10
13	$\log_{10} \sigma(pp \rightarrow H \rightarrow \mu^+\mu^-)$ (fb) vs. $m_H$ GeV . . . . .	10
14	$\log_{10} \sigma(pp \rightarrow H \rightarrow \tau^+\tau^-)$ (fb) vs. $m_H$ GeV . . . . .	11
15	$\log_{10} \sigma(pp \rightarrow A \rightarrow e^+e^-)$ (fb) vs. $m_H$ GeV . . . . .	11
16	$\log_{10} \sigma(pp \rightarrow A \rightarrow \mu^+\mu^-)$ (fb) vs. $m_H$ GeV . . . . .	12
17	$\log_{10} \sigma(pp \rightarrow A \rightarrow \tau^+\tau^-)$ (fb) vs. $m_H$ GeV . . . . .	12
18	$\log_{10} \sigma(pp \rightarrow A \rightarrow HZ)$ (fb) vs. $m_H$ GeV . . . . .	13
19	$\log_{10} \tan \beta$ vs. $m_A$ GeV . . . . .	14
20	$m_H$ GeV vs. $m_A$ GeV . . . . .	14
21	$\log_{10} \sigma(pp \rightarrow H \rightarrow e^+e^-)$ (fb) vs. $m_A$ GeV . . . . .	15
22	$\log_{10} \sigma(pp \rightarrow H \rightarrow \mu^+\mu^-)$ (fb) vs. $m_A$ GeV . . . . .	15
23	$\log_{10} \sigma(pp \rightarrow H \rightarrow \tau^+\tau^-)$ (fb) vs. $m_A$ GeV . . . . .	16
24	$\log_{10} \sigma(pp \rightarrow A \rightarrow e^+e^-)$ (fb) vs. $m_A$ GeV . . . . .	16
25	$\log_{10} \sigma(pp \rightarrow A \rightarrow \mu^+\mu^-)$ (fb) vs. $m_A$ GeV . . . . .	17
26	$\log_{10} \sigma(pp \rightarrow A \rightarrow \tau^+\tau^-)$ (fb) vs. $m_A$ GeV . . . . .	17
27	$\log_{10} \sigma(pp \rightarrow A \rightarrow HZ)$ (fb) vs. $m_A$ GeV . . . . .	18



66	$m_A$ GeV vs. $\log_{10} \sigma(pp \rightarrow A \rightarrow \mu^+ \mu^-)$ (fb) . . . . .	40
67	$\log_{10} \sigma(pp \rightarrow H \rightarrow e^+ e^-)$ (fb) vs. $\log_{10} \sigma(pp \rightarrow A \rightarrow \mu^+ \mu^-)$ (fb)	40
68	$\log_{10} \sigma(pp \rightarrow H \rightarrow \mu^+ \mu^-)$ (fb) vs. $\log_{10} \sigma(pp \rightarrow A \rightarrow \mu^+ \mu^-)$ (fb) . . . . .	41
69	$\log_{10} \sigma(pp \rightarrow H \rightarrow \tau^+ \tau^-)$ (fb) vs. $\log_{10} \sigma(pp \rightarrow A \rightarrow \mu^+ \mu^-)$ (fb)	41
70	$\log_{10} \sigma(pp \rightarrow A \rightarrow e^+ e^-)$ (fb) vs. $\log_{10} \sigma(pp \rightarrow A \rightarrow \mu^+ \mu^-)$ (fb)	42
71	$\log_{10} \sigma(pp \rightarrow A \rightarrow \tau^+ \tau^-)$ (fb) vs. $\log_{10} \sigma(pp \rightarrow A \rightarrow \mu^+ \mu^-)$ (fb)	42
72	$\log_{10} \sigma(pp \rightarrow A \rightarrow HZ)$ (fb) vs. $\log_{10} \sigma(pp \rightarrow A \rightarrow \mu^+ \mu^-)$ (fb)	43
73	$\log_{10} \tan \beta$ vs. $\log_{10} \sigma(pp \rightarrow A \rightarrow \tau^+ \tau^-)$ (fb) . . . . .	44
74	$m_H$ GeV vs. $\log_{10} \sigma(pp \rightarrow A \rightarrow \tau^+ \tau^-)$ (fb) . . . . .	44
75	$m_A$ GeV vs. $\log_{10} \sigma(pp \rightarrow A \rightarrow \tau^+ \tau^-)$ (fb) . . . . .	45
76	$\log_{10} \sigma(pp \rightarrow H \rightarrow e^+ e^-)$ (fb) vs. $\log_{10} \sigma(pp \rightarrow A \rightarrow \tau^+ \tau^-)$ (fb)	45
77	$\log_{10} \sigma(pp \rightarrow H \rightarrow \mu^+ \mu^-)$ (fb) vs. $\log_{10} \sigma(pp \rightarrow A \rightarrow \tau^+ \tau^-)$ (fb)	46
78	$\log_{10} \sigma(pp \rightarrow H \rightarrow \tau^+ \tau^-)$ (fb) vs. $\log_{10} \sigma(pp \rightarrow A \rightarrow \tau^+ \tau^-)$ (fb)	46
79	$\log_{10} \sigma(pp \rightarrow A \rightarrow e^+ e^-)$ (fb) vs. $\log_{10} \sigma(pp \rightarrow A \rightarrow \tau^+ \tau^-)$ (fb)	47
80	$\log_{10} \sigma(pp \rightarrow A \rightarrow \mu^+ \mu^-)$ (fb) vs. $\log_{10} \sigma(pp \rightarrow A \rightarrow \tau^+ \tau^-)$ (fb)	47
81	$\log_{10} \sigma(pp \rightarrow A \rightarrow HZ)$ (fb) vs. $\log_{10} \sigma(pp \rightarrow A \rightarrow \tau^+ \tau^-)$ (fb)	48
82	$\log_{10} \tan \beta$ vs. $\log_{10} \sigma(pp \rightarrow A \rightarrow HZ)$ (fb) . . . . .	49
83	$m_H$ GeV vs. $\log_{10} \sigma(pp \rightarrow A \rightarrow HZ)$ (fb) . . . . .	49
84	$m_A$ GeV vs. $\log_{10} \sigma(pp \rightarrow A \rightarrow HZ)$ (fb) . . . . .	50
85	$\log_{10} \sigma(pp \rightarrow H \rightarrow e^+ e^-)$ (fb) vs. $\log_{10} \sigma(pp \rightarrow A \rightarrow HZ)$ (fb)	50
86	$\log_{10} \sigma(pp \rightarrow H \rightarrow \mu^+ \mu^-)$ (fb) vs. $\log_{10} \sigma(pp \rightarrow A \rightarrow HZ)$ (fb)	51
87	$\log_{10} \sigma(pp \rightarrow H \rightarrow \tau^+ \tau^-)$ (fb) vs. $\log_{10} \sigma(pp \rightarrow A \rightarrow HZ)$ (fb)	51
88	$\log_{10} \sigma(pp \rightarrow A \rightarrow e^+ e^-)$ (fb) vs. $\log_{10} \sigma(pp \rightarrow A \rightarrow HZ)$ (fb)	52
89	$\log_{10} \sigma(pp \rightarrow A \rightarrow \mu^+ \mu^-)$ (fb) vs. $\log_{10} \sigma(pp \rightarrow A \rightarrow HZ)$ (fb)	52
90	$\log_{10} \sigma(pp \rightarrow A \rightarrow \tau^+ \tau^-)$ (fb) vs. $\log_{10} \sigma(pp \rightarrow A \rightarrow HZ)$ (fb)	53

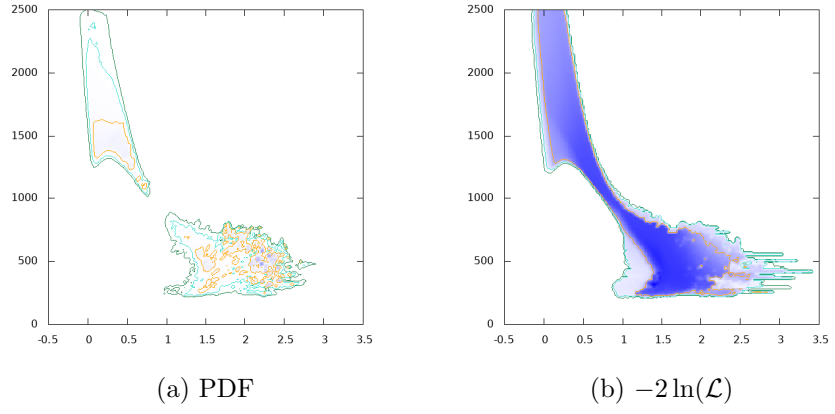


Figure 1:  $m_H$  GeV vs.  $\log_{10} \tan \beta$

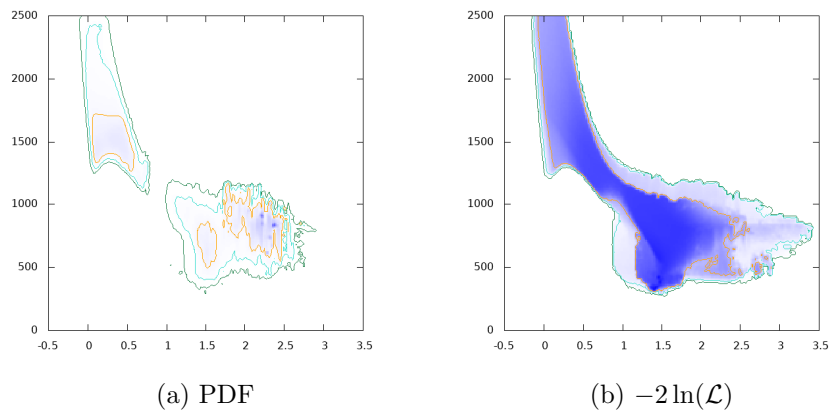


Figure 2:  $m_A$  GeV vs.  $\log_{10} \tan \beta$

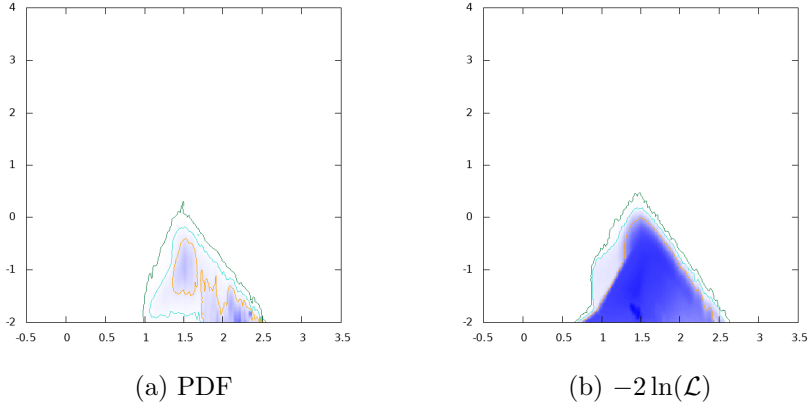


Figure 3:  $\log_{10} \sigma(pp \rightarrow H \rightarrow e^+e^-)$  (fb) vs.  $\log_{10} \tan \beta$

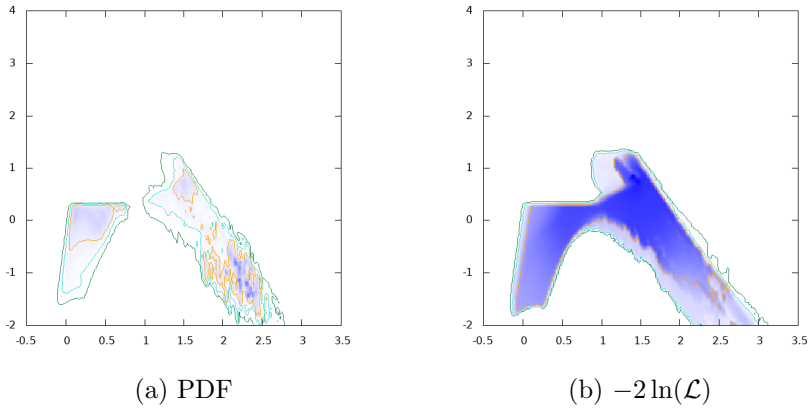


Figure 4:  $\log_{10} \sigma(pp \rightarrow H \rightarrow \mu^+\mu^-)$  (fb) vs.  $\log_{10} \tan \beta$

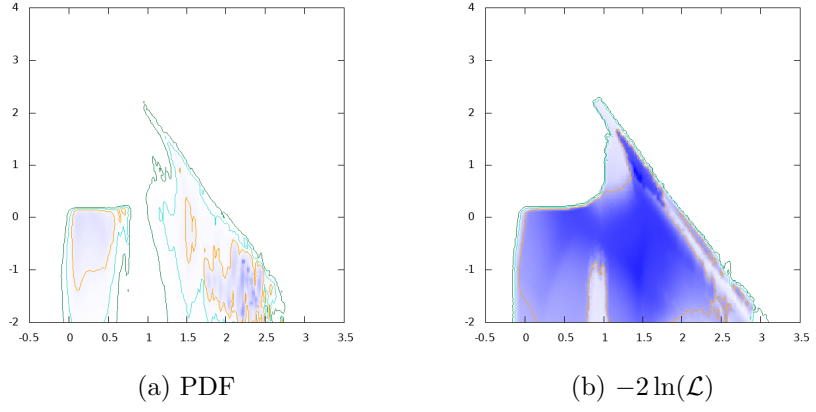


Figure 5:  $\log_{10} \sigma(pp \rightarrow H \rightarrow \tau^+ \tau^-)$  (fb) vs.  $\log_{10} \tan \beta$

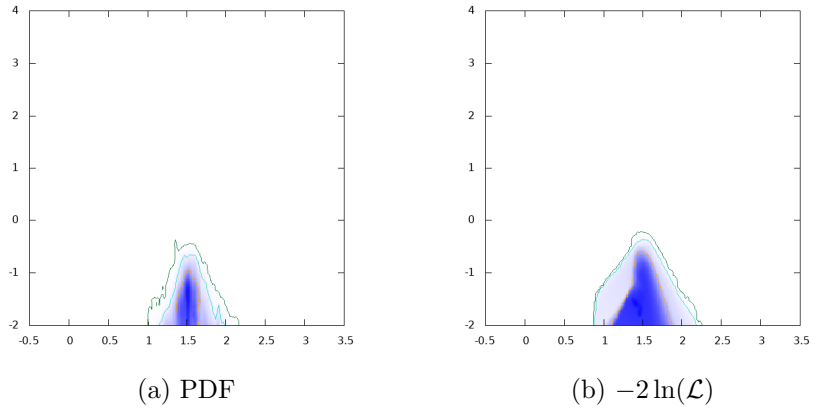


Figure 6:  $\log_{10} \sigma(pp \rightarrow A \rightarrow e^+ e^-)$  (fb) vs.  $\log_{10} \tan \beta$

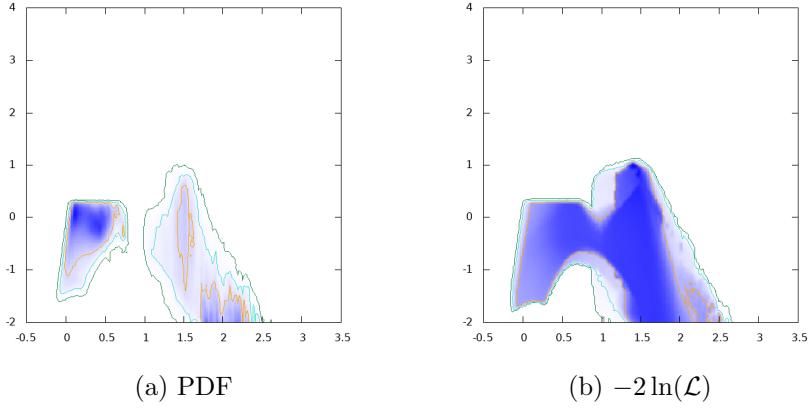


Figure 7:  $\log_{10} \sigma(pp \rightarrow A \rightarrow \mu^+ \mu^-)$  (fb) vs.  $\log_{10} \tan \beta$

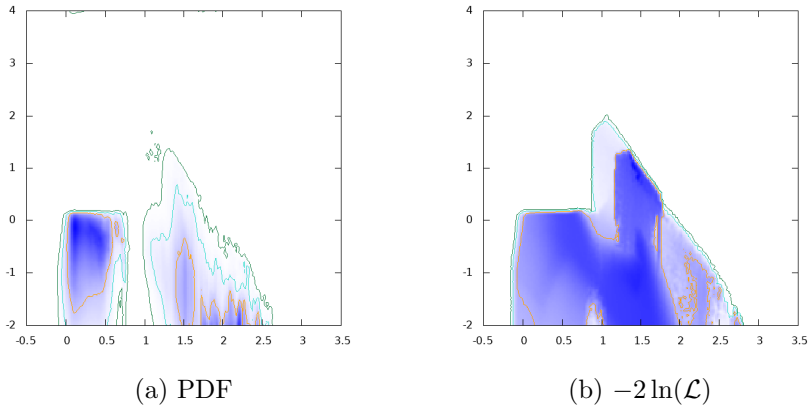


Figure 8:  $\log_{10} \sigma(pp \rightarrow A \rightarrow \tau^+ \tau^-)$  (fb) vs.  $\log_{10} \tan \beta$

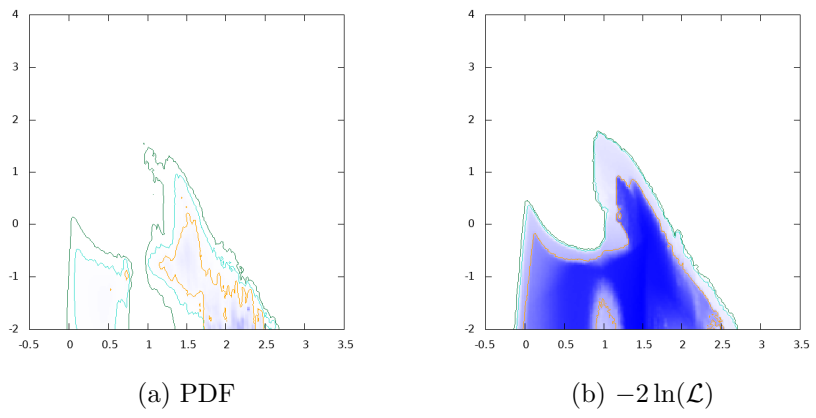


Figure 9:  $\log_{10} \sigma(pp \rightarrow A \rightarrow HZ)$  (fb) vs.  $\log_{10} \tan \beta$



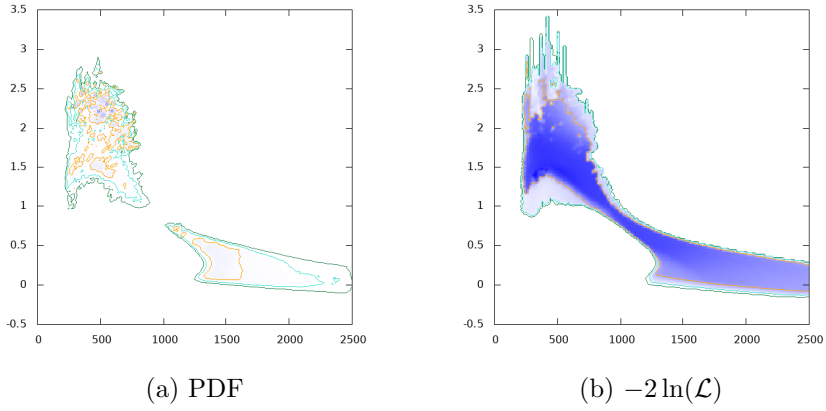


Figure 10:  $\log_{10} \tan \beta$  vs.  $m_H$  GeV

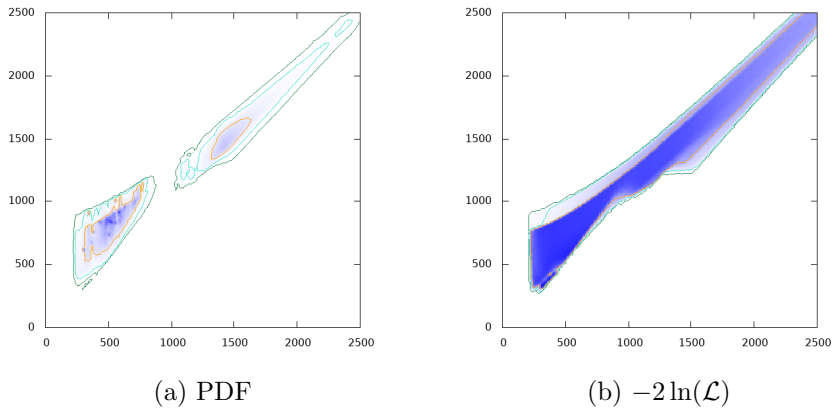


Figure 11:  $m_A$  GeV vs.  $m_H$  GeV

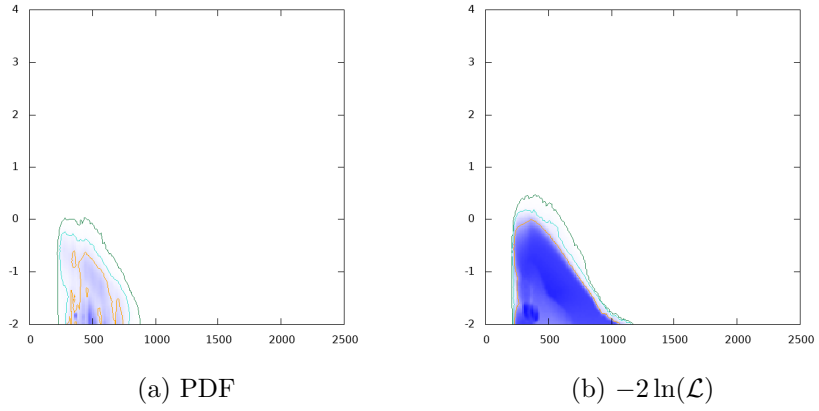


Figure 12:  $\log_{10} \sigma(pp \rightarrow H \rightarrow e^+e^-)$  (fb) vs.  $m_H$  GeV

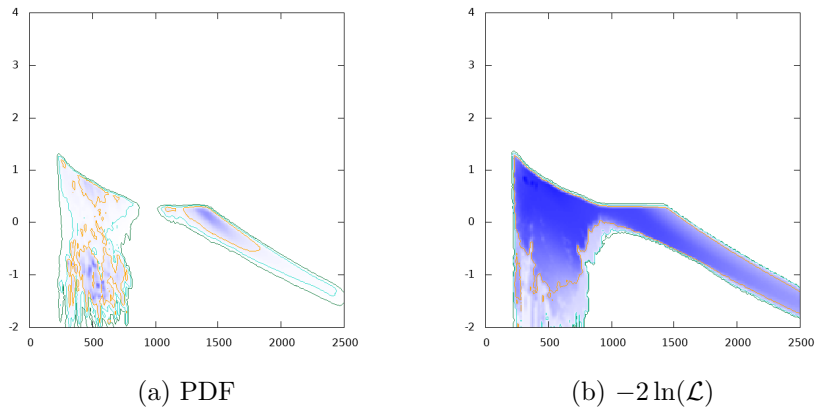


Figure 13:  $\log_{10} \sigma(pp \rightarrow H \rightarrow \mu^+\mu^-)$  (fb) vs.  $m_H$  GeV

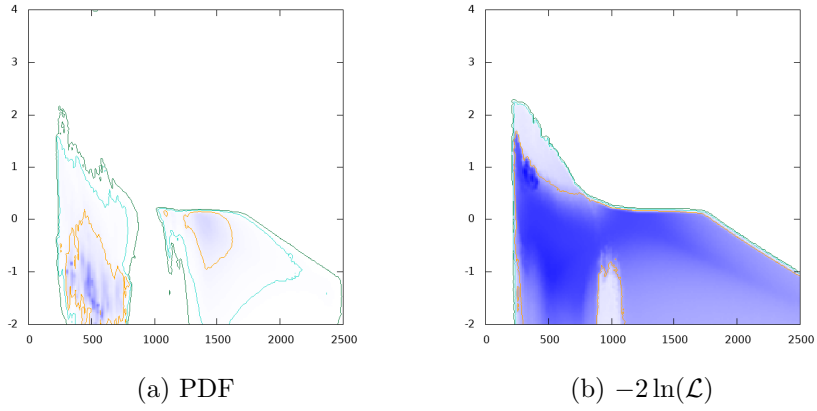


Figure 14:  $\log_{10} \sigma(pp \rightarrow H \rightarrow \tau^+ \tau^-)$  (fb) vs.  $m_H$  GeV

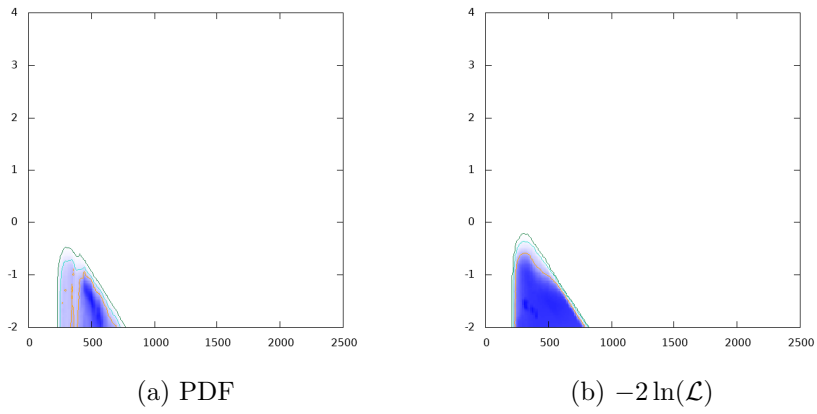


Figure 15:  $\log_{10} \sigma(pp \rightarrow A \rightarrow e^+ e^-)$  (fb) vs.  $m_H$  GeV

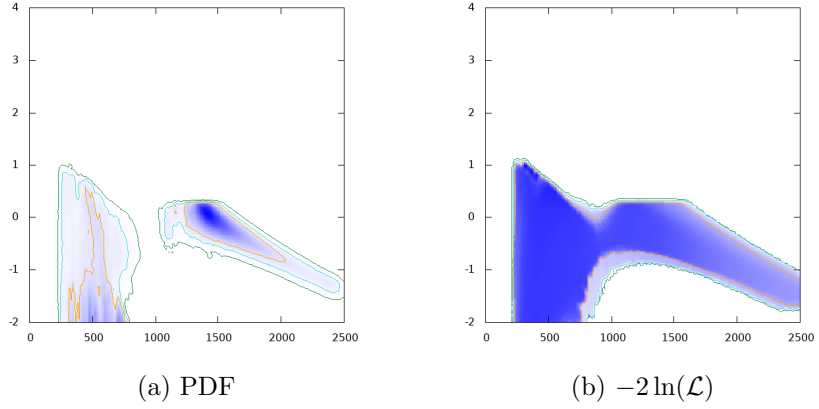


Figure 16:  $\log_{10} \sigma(pp \rightarrow A \rightarrow \mu^+ \mu^-)$  (fb) vs.  $m_H$  GeV

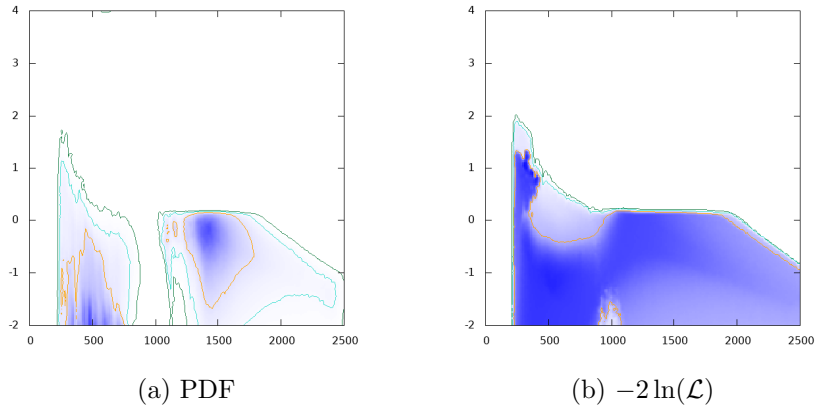


Figure 17:  $\log_{10} \sigma(pp \rightarrow A \rightarrow \tau^+ \tau^-)$  (fb) vs.  $m_H$  GeV

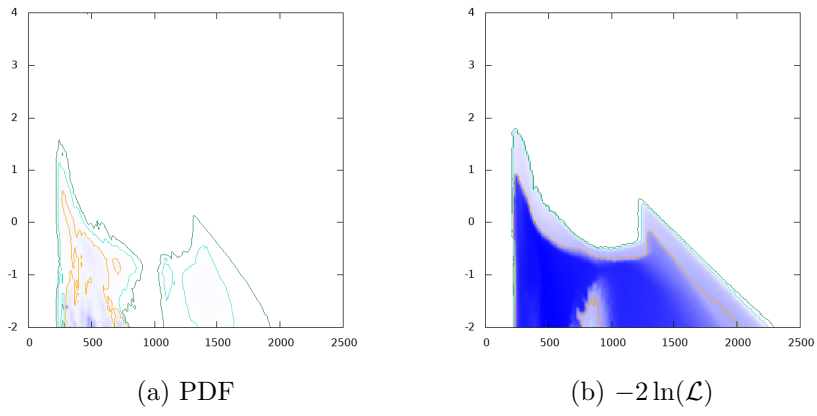


Figure 18:  $\log_{10} \sigma(pp \rightarrow A \rightarrow HZ)$  (fb) vs.  $m_H$  GeV

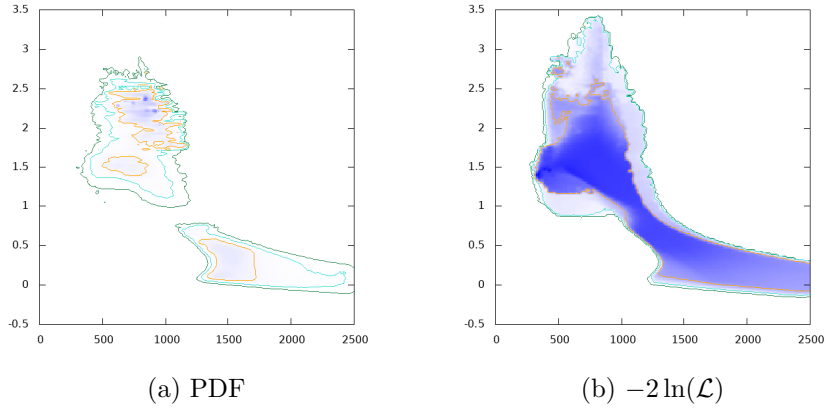


Figure 19:  $\log_{10} \tan \beta$  vs.  $m_A$  GeV

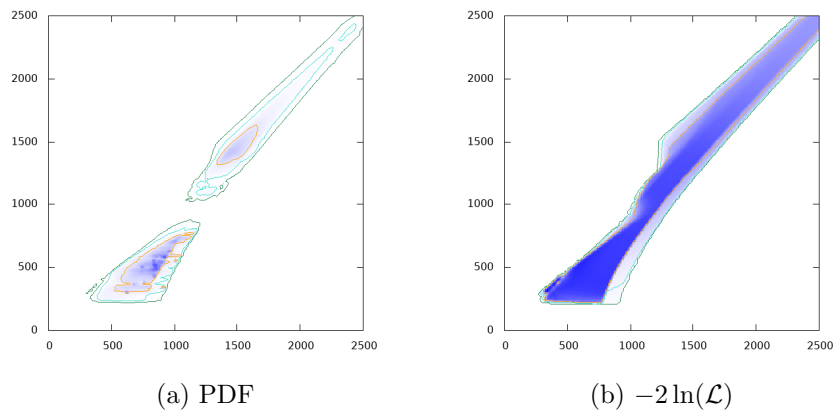


Figure 20:  $m_H$  GeV vs.  $m_A$  GeV

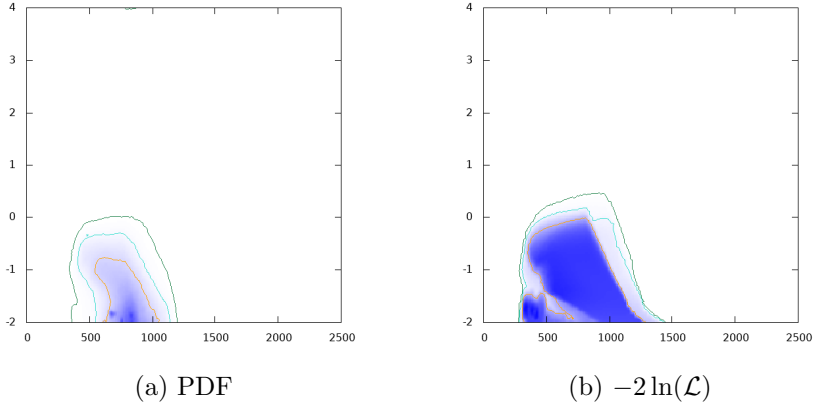


Figure 21:  $\log_{10}\sigma(pp \rightarrow H \rightarrow e^+e^-)$  (fb) vs.  $m_A$  GeV

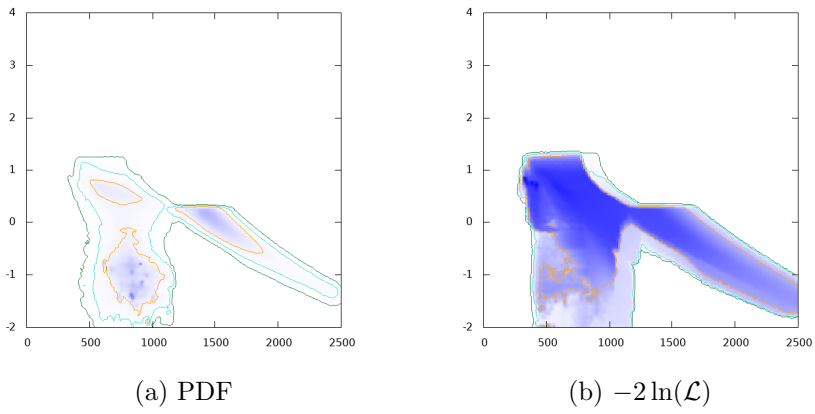


Figure 22:  $\log_{10}\sigma(pp \rightarrow H \rightarrow \mu^+\mu^-)$  (fb) vs.  $m_A$  GeV

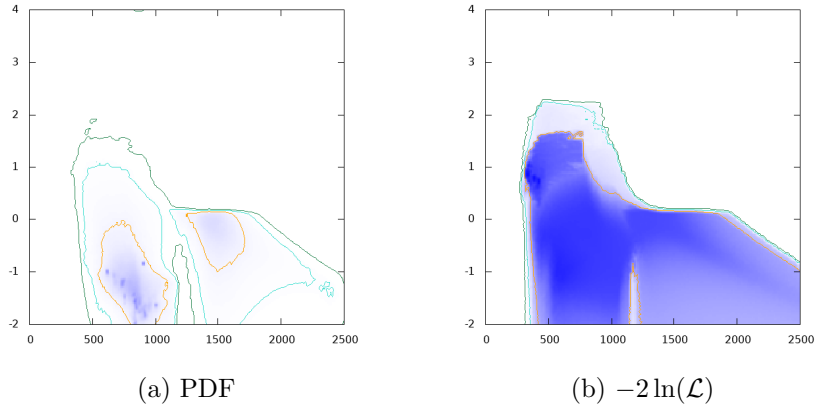


Figure 23:  $\log_{10} \sigma(pp \rightarrow H \rightarrow \tau^+ \tau^-)$  (fb) vs.  $m_A$  GeV

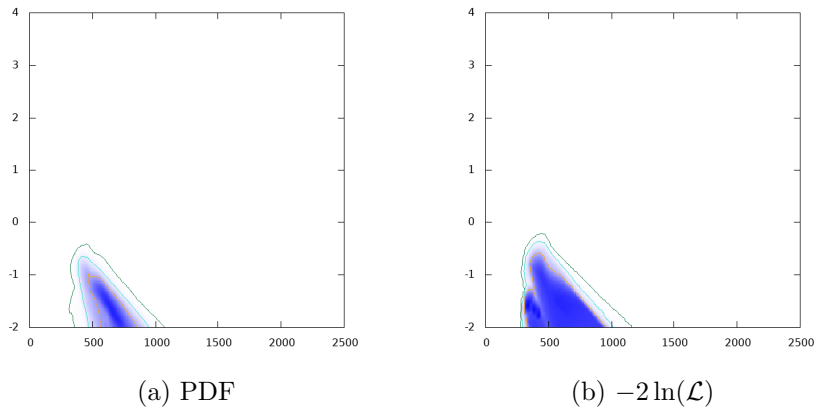


Figure 24:  $\log_{10} \sigma(pp \rightarrow A \rightarrow e^+ e^-)$  (fb) vs.  $m_A$  GeV



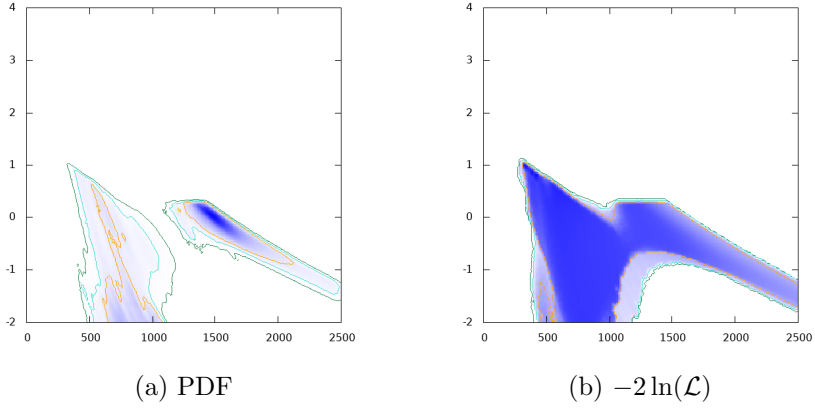


Figure 25:  $\log_{10}\sigma(pp \rightarrow A \rightarrow \mu^+\mu^-)$  (fb) vs.  $m_A$  GeV

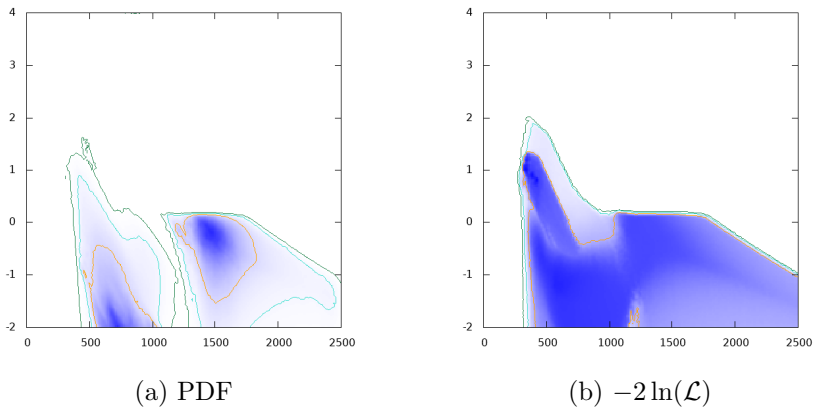


Figure 26:  $\log_{10}\sigma(pp \rightarrow A \rightarrow \tau^+\tau^-)$  (fb) vs.  $m_A$  GeV

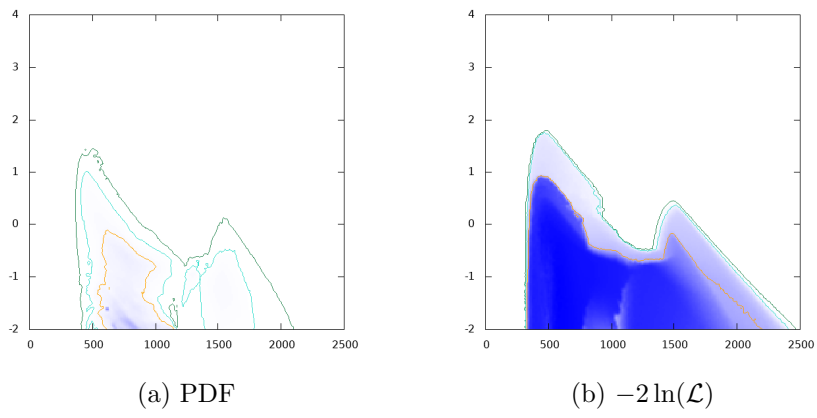


Figure 27:  $\log_{10} \sigma(pp \rightarrow A \rightarrow HZ)$  (fb) vs.  $m_A$  GeV

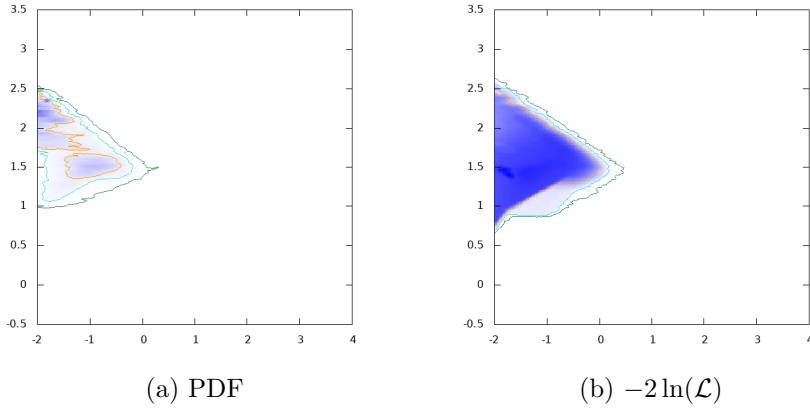


Figure 28:  $\log_{10} \tan \beta$  vs.  $\log_{10} \sigma(pp \rightarrow H \rightarrow e^+e^-)$  (fb)

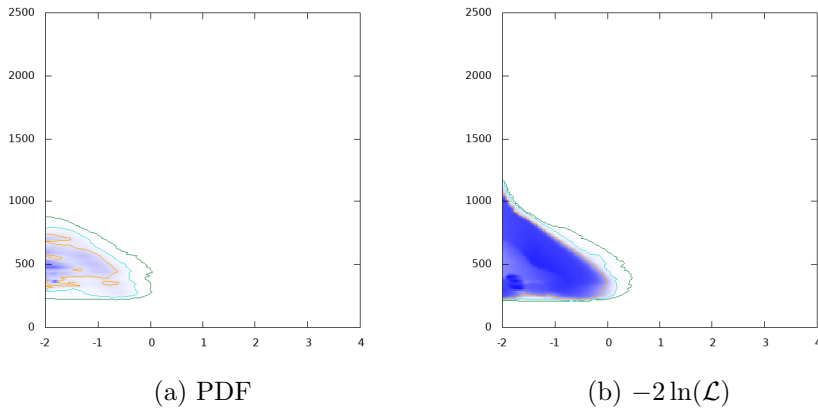


Figure 29:  $m_H$  GeV vs.  $\log_{10} \sigma(pp \rightarrow H \rightarrow e^+e^-)$  (fb)

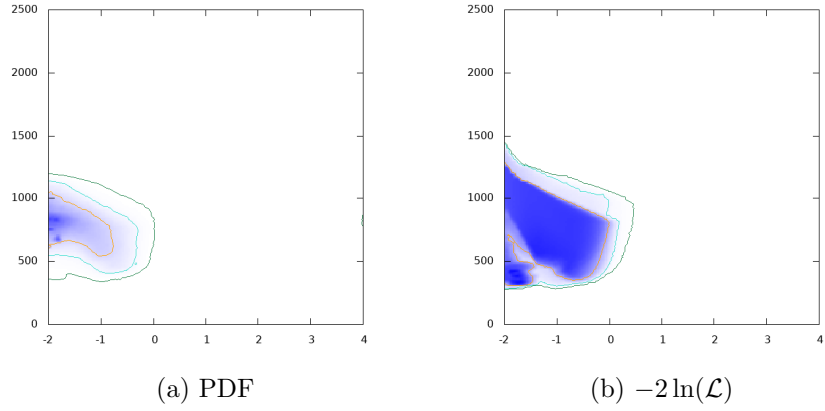


Figure 30:  $m_A$  GeV vs.  $\log_{10} \sigma(pp \rightarrow H \rightarrow e^+e^-)$  (fb)

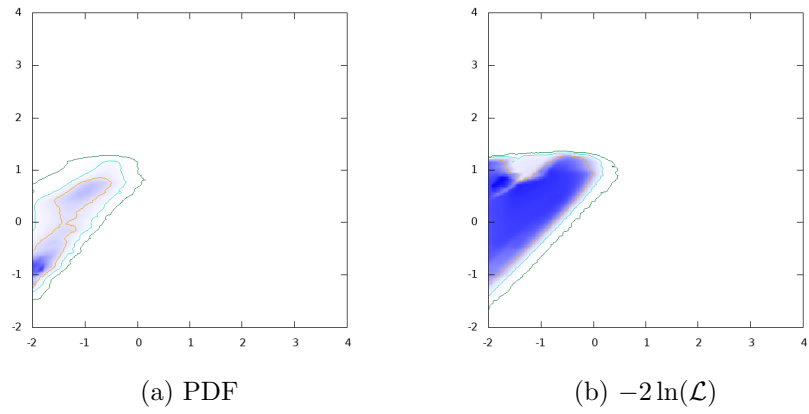


Figure 31:  $\log_{10} \sigma(pp \rightarrow H \rightarrow \mu^+\mu^-)$  (fb) vs.  $\log_{10} \sigma(pp \rightarrow H \rightarrow e^+e^-)$  (fb)

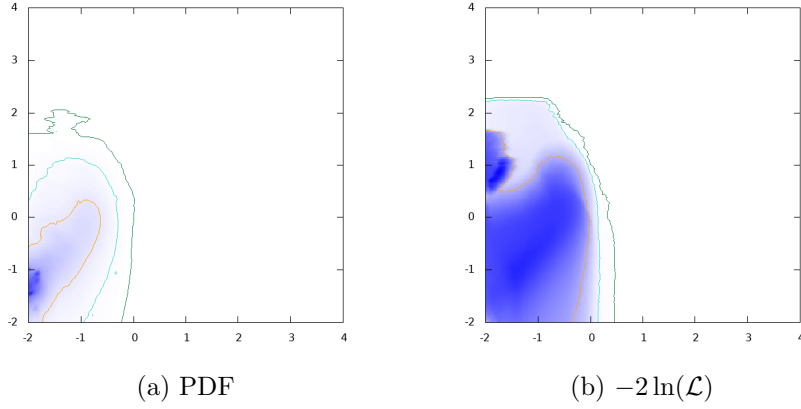


Figure 32:  $\log_{10} \sigma(pp \rightarrow H \rightarrow \tau^+ \tau^-)$  (fb) vs.  $\log_{10} \sigma(pp \rightarrow H \rightarrow e^+ e^-)$  (fb)

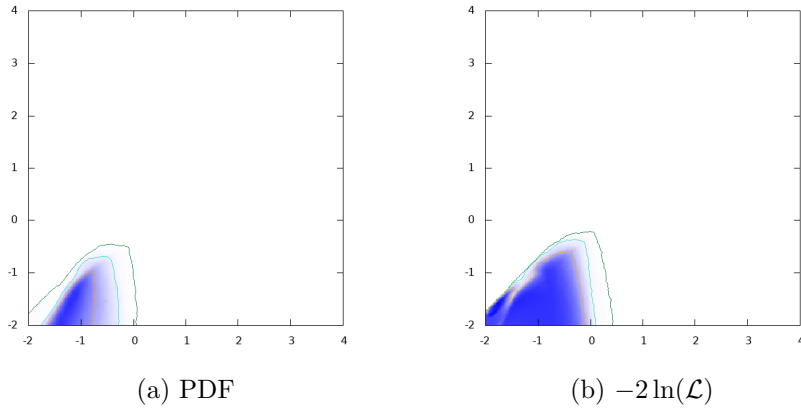


Figure 33:  $\log_{10} \sigma(pp \rightarrow A \rightarrow e^+ e^-)$  (fb) vs.  $\log_{10} \sigma(pp \rightarrow H \rightarrow e^+ e^-)$  (fb)

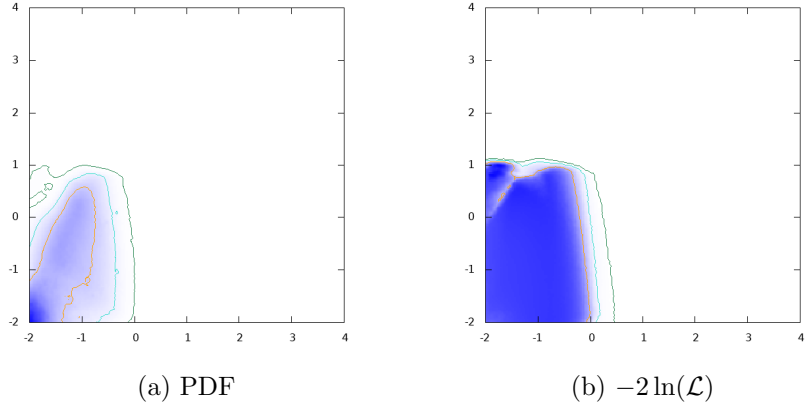


Figure 34:  $\log_{10} \sigma(pp \rightarrow A \rightarrow \mu^+ \mu^-)$  (fb) vs.  $\log_{10} \sigma(pp \rightarrow H \rightarrow e^+ e^-)$  (fb)

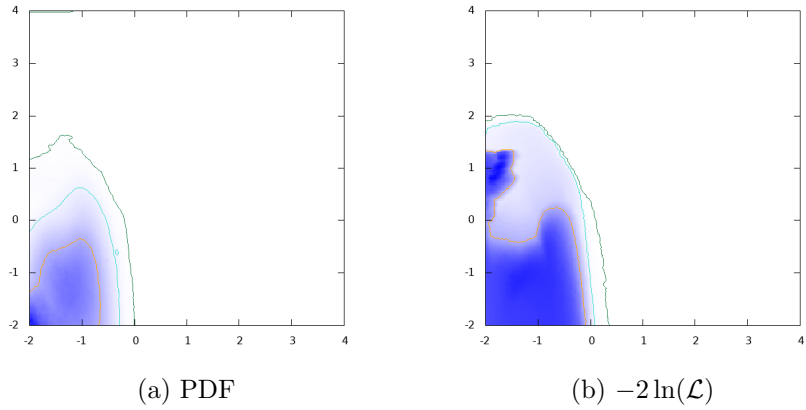


Figure 35:  $\log_{10} \sigma(pp \rightarrow A \rightarrow \tau^+ \tau^-)$  (fb) vs.  $\log_{10} \sigma(pp \rightarrow H \rightarrow e^+ e^-)$  (fb)

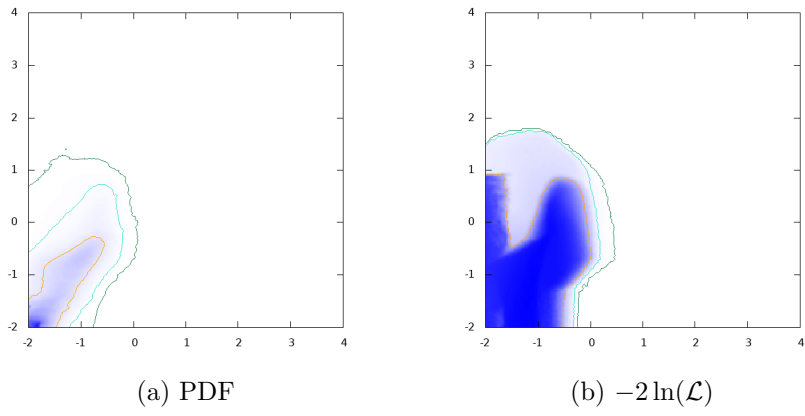


Figure 36:  $\log_{10} \sigma(pp \rightarrow A \rightarrow HZ)$  (fb) vs.  $\log_{10} \sigma(pp \rightarrow H \rightarrow e^+e^-)$  (fb)

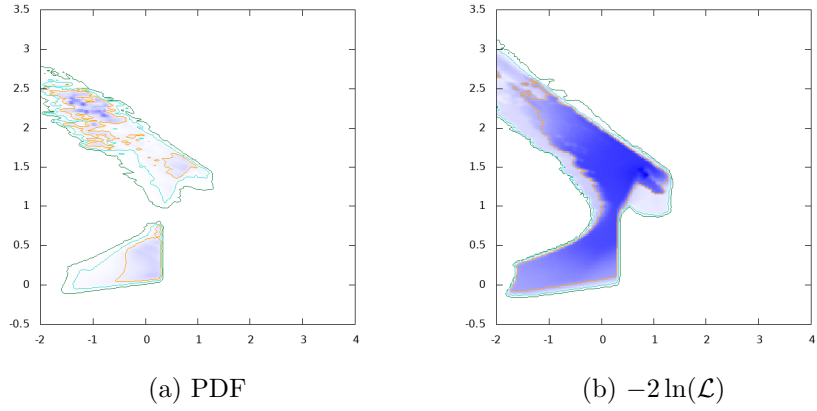


Figure 37:  $\log_{10} \tan \beta$  vs.  $\log_{10} \sigma(pp \rightarrow H \rightarrow \mu^+ \mu^-)$  (fb)

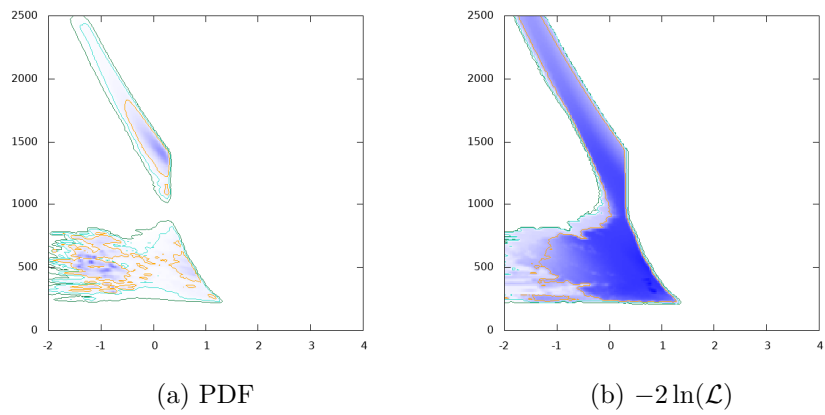


Figure 38:  $m_H$  GeV vs.  $\log_{10} \sigma(pp \rightarrow H \rightarrow \mu^+ \mu^-)$  (fb)



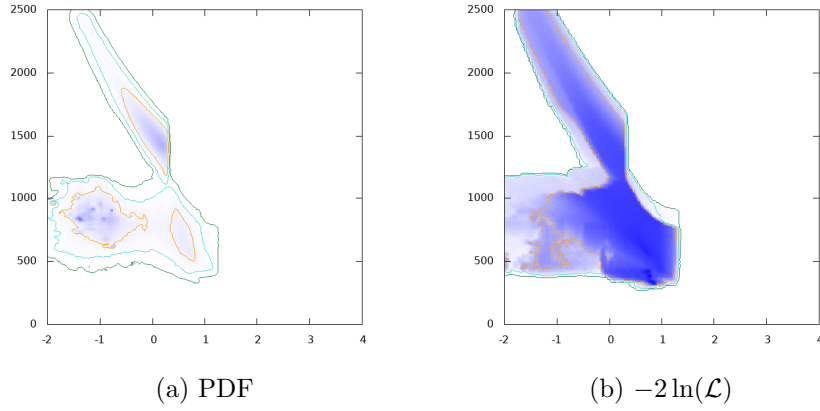


Figure 39:  $m_A$  GeV vs.  $\log_{10} \sigma(pp \rightarrow H \rightarrow \mu^+ \mu^-)$  (fb)

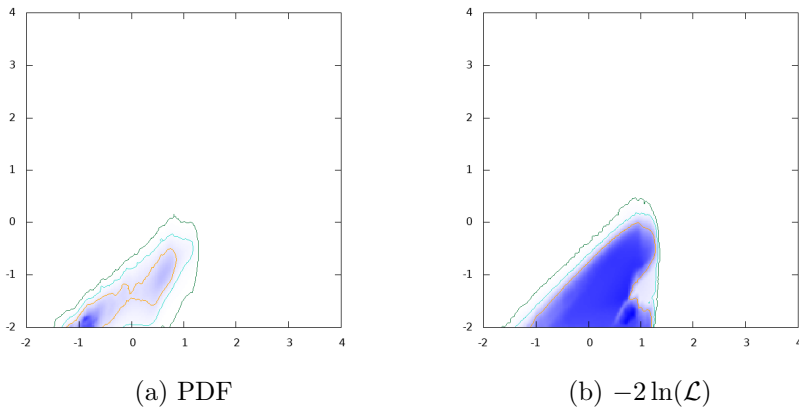


Figure 40:  $\log_{10} \sigma(pp \rightarrow H \rightarrow e^+ e^-)$  (fb) vs.  $\log_{10} \sigma(pp \rightarrow H \rightarrow \mu^+ \mu^-)$  (fb)

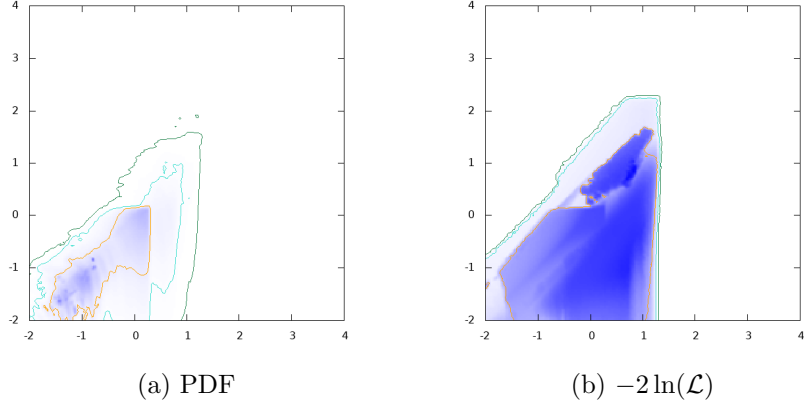


Figure 41:  $\log_{10} \sigma(pp \rightarrow H \rightarrow \tau^+ \tau^-)$  (fb) vs.  $\log_{10} \sigma(pp \rightarrow H \rightarrow \mu^+ \mu^-)$  (fb)

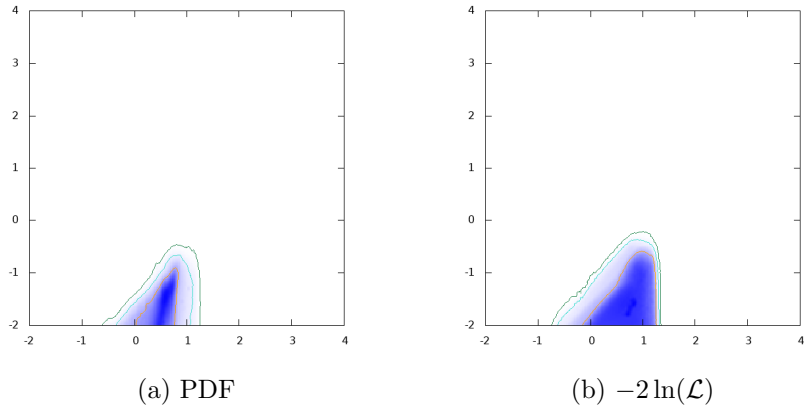


Figure 42:  $\log_{10} \sigma(pp \rightarrow A \rightarrow e^+ e^-)$  (fb) vs.  $\log_{10} \sigma(pp \rightarrow H \rightarrow \mu^+ \mu^-)$  (fb)

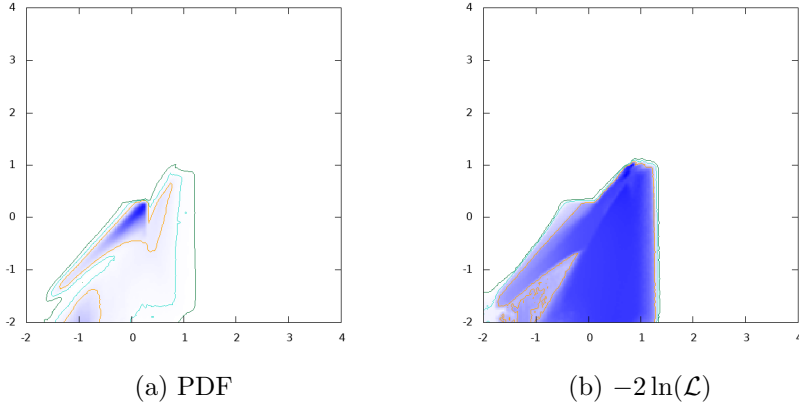


Figure 43:  $\log_{10} \sigma(pp \rightarrow A \rightarrow \mu^+ \mu^-)$  (fb) vs.  $\log_{10} \sigma(pp \rightarrow H \rightarrow \mu^+ \mu^-)$  (fb)

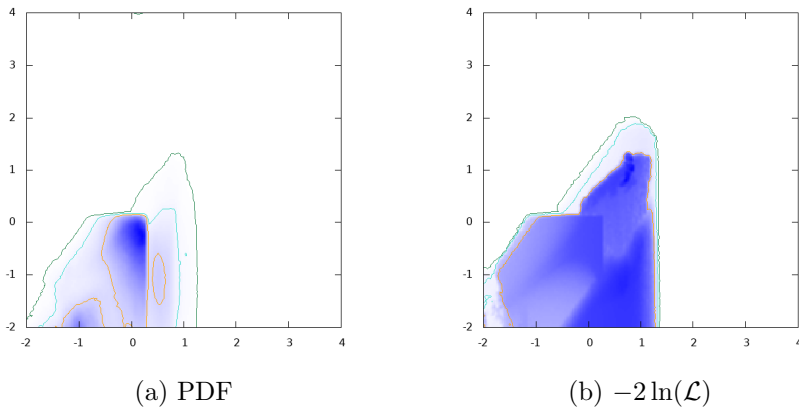


Figure 44:  $\log_{10} \sigma(pp \rightarrow A \rightarrow \tau^+ \tau^-)$  (fb) vs.  $\log_{10} \sigma(pp \rightarrow H \rightarrow \mu^+ \mu^-)$  (fb)

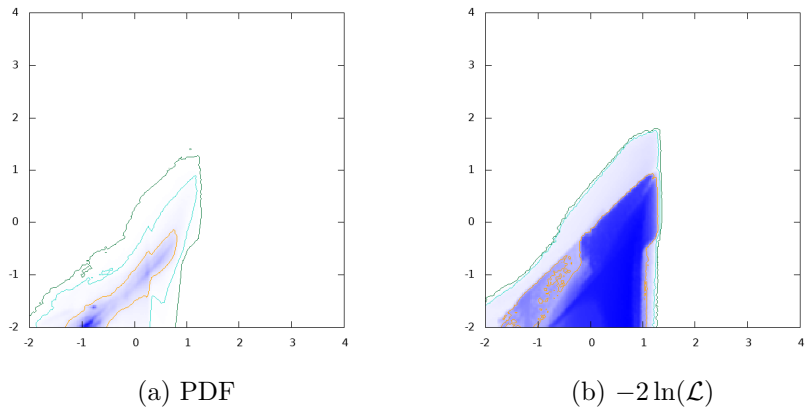


Figure 45:  $\log_{10} \sigma(pp \rightarrow A \rightarrow HZ)$  (fb) vs.  $\log_{10} \sigma(pp \rightarrow H \rightarrow \mu^+ \mu^-)$  (fb)

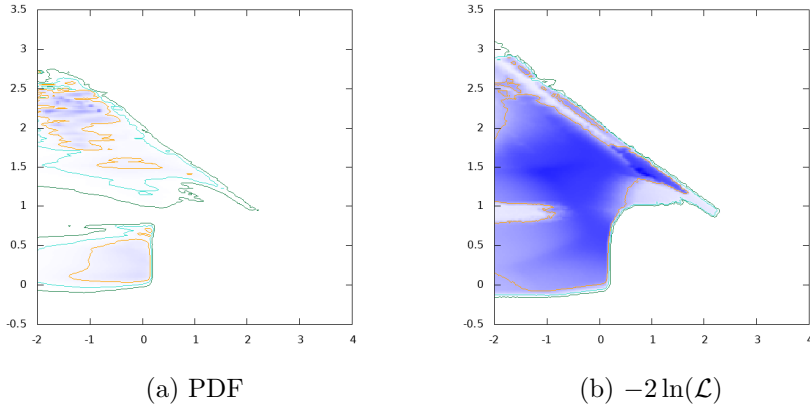


Figure 46:  $\log_{10} \tan \beta$  vs.  $\log_{10} \sigma(pp \rightarrow H \rightarrow \tau^+ \tau^-)$  (fb)

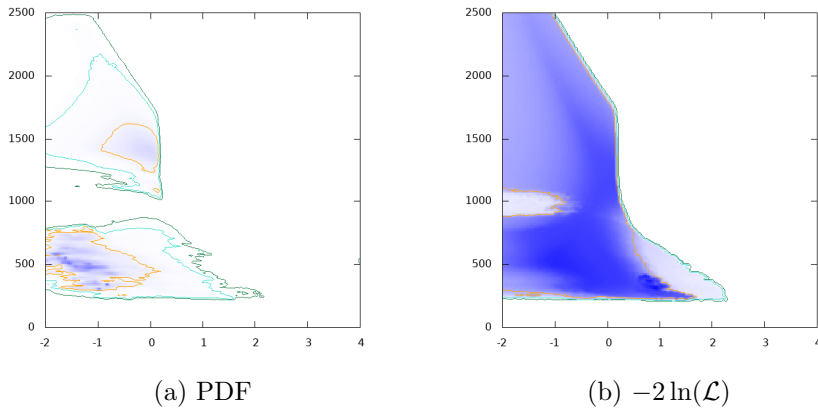


Figure 47:  $m_H$  GeV vs.  $\log_{10} \sigma(pp \rightarrow H \rightarrow \tau^+ \tau^-)$  (fb)

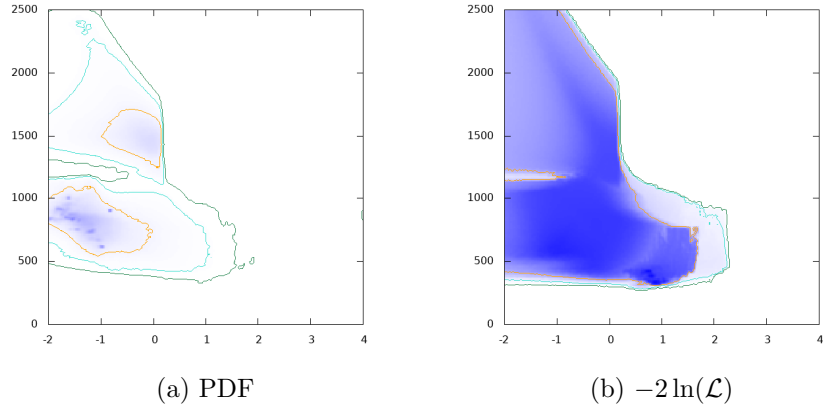


Figure 48:  $m_A$  GeV vs.  $\log_{10} \sigma(pp \rightarrow H \rightarrow \tau^+\tau^-)$  (fb)

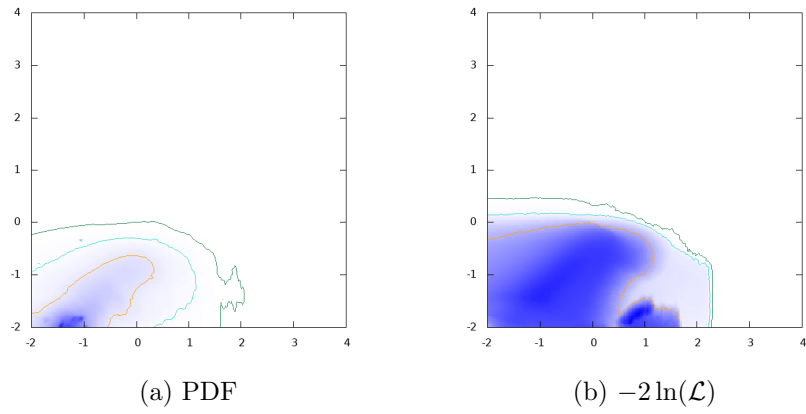


Figure 49:  $\log_{10} \sigma(pp \rightarrow H \rightarrow e^+e^-)$  (fb) vs.  $\log_{10} \sigma(pp \rightarrow H \rightarrow \tau^+\tau^-)$  (fb)

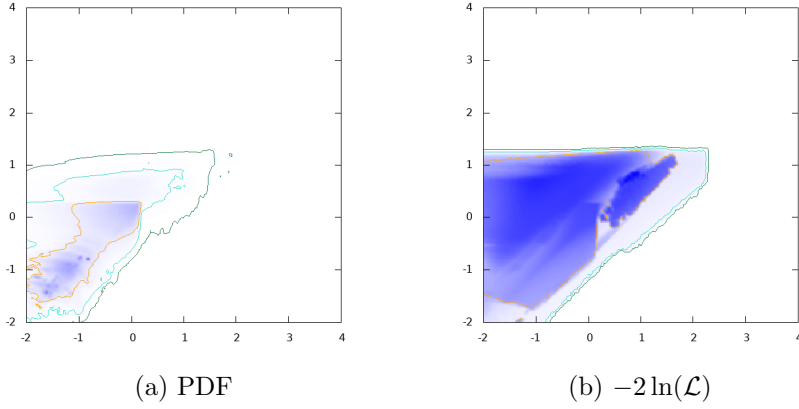


Figure 50:  $\log_{10} \sigma(pp \rightarrow H \rightarrow \mu^+ \mu^-)$  (fb) vs.  $\log_{10} \sigma(pp \rightarrow H \rightarrow \tau^+ \tau^-)$  (fb)

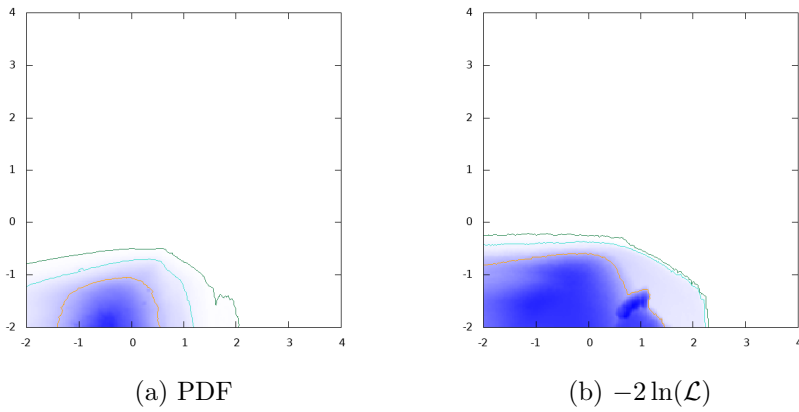


Figure 51:  $\log_{10} \sigma(pp \rightarrow A \rightarrow e^+ e^-)$  (fb) vs.  $\log_{10} \sigma(pp \rightarrow H \rightarrow \tau^+ \tau^-)$  (fb)

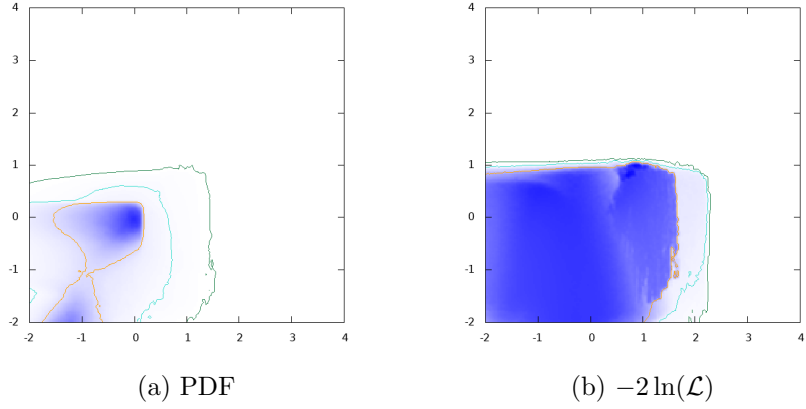


Figure 52:  $\log_{10} \sigma(pp \rightarrow A \rightarrow \mu^+ \mu^-)$  (fb) vs.  $\log_{10} \sigma(pp \rightarrow H \rightarrow \tau^+ \tau^-)$  (fb)

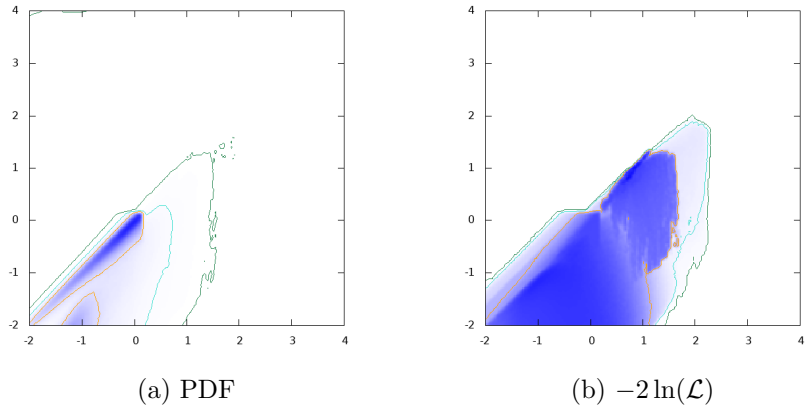
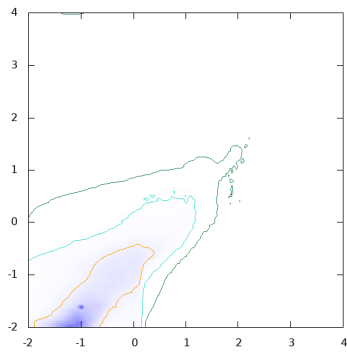
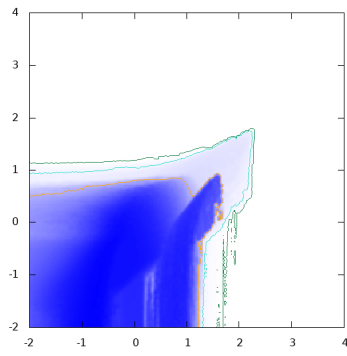


Figure 53:  $\log_{10} \sigma(pp \rightarrow A \rightarrow \tau^+ \tau^-)$  (fb) vs.  $\log_{10} \sigma(pp \rightarrow H \rightarrow \tau^+ \tau^-)$  (fb)





(a) PDF



(b)  $-2\ln(\mathcal{L})$

Figure 54:  $\log_{10} \sigma(pp \rightarrow A \rightarrow HZ)$  (fb) vs.  $\log_{10} \sigma(pp \rightarrow H \rightarrow \tau^+\tau^-)$  (fb)

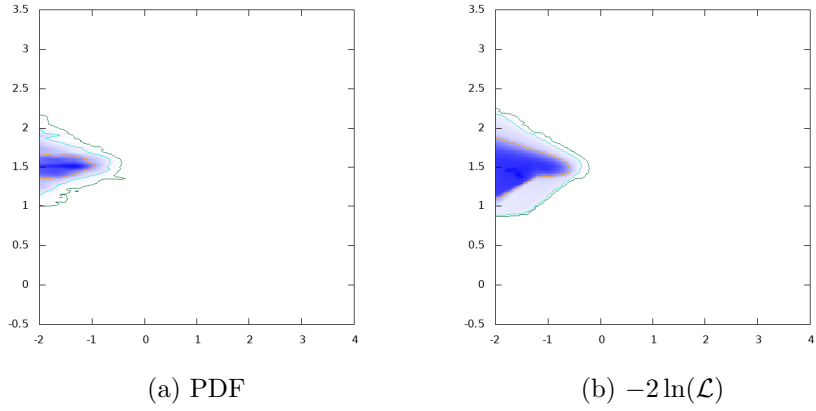


Figure 55:  $\log_{10} \tan \beta$  vs.  $\log_{10} \sigma(pp \rightarrow A \rightarrow e^+e^-)$  (fb)

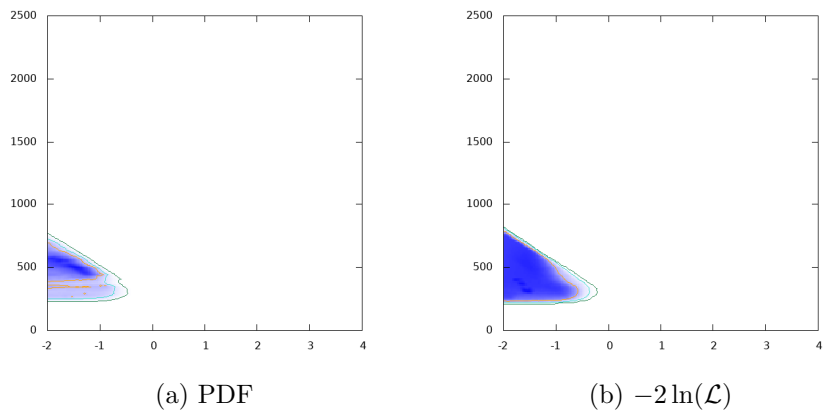


Figure 56:  $m_H$  GeV vs.  $\log_{10} \sigma(pp \rightarrow A \rightarrow e^+e^-)$  (fb)

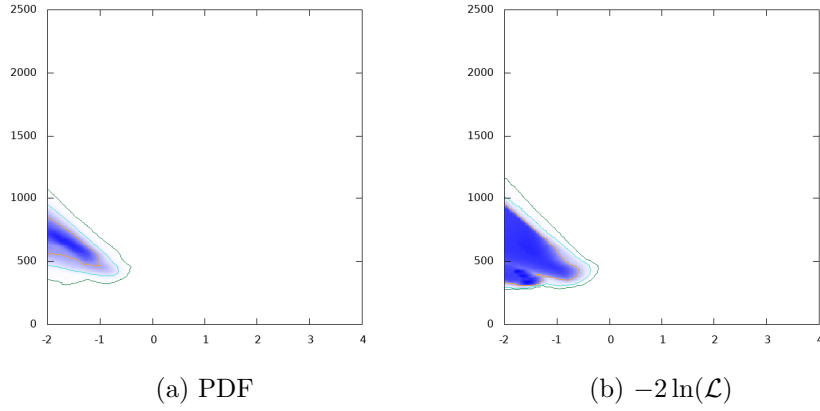


Figure 57:  $m_A$  GeV vs.  $\log_{10} \sigma(pp \rightarrow A \rightarrow e^+e^-)$  (fb)

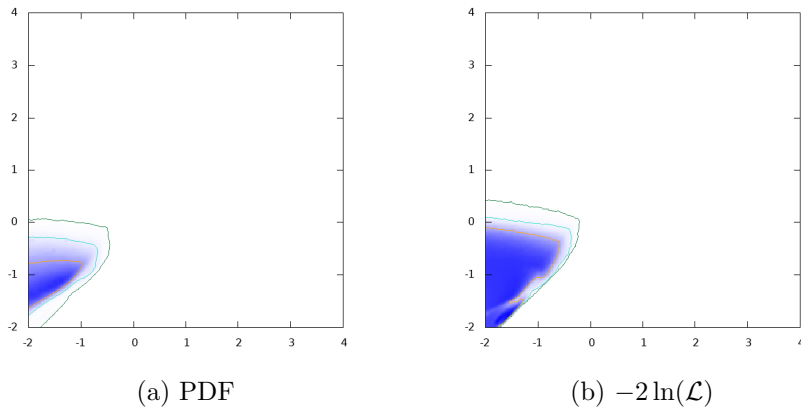


Figure 58:  $\log_{10} \sigma(pp \rightarrow H \rightarrow e^+e^-)$  (fb) vs.  $\log_{10} \sigma(pp \rightarrow A \rightarrow e^+e^-)$  (fb)

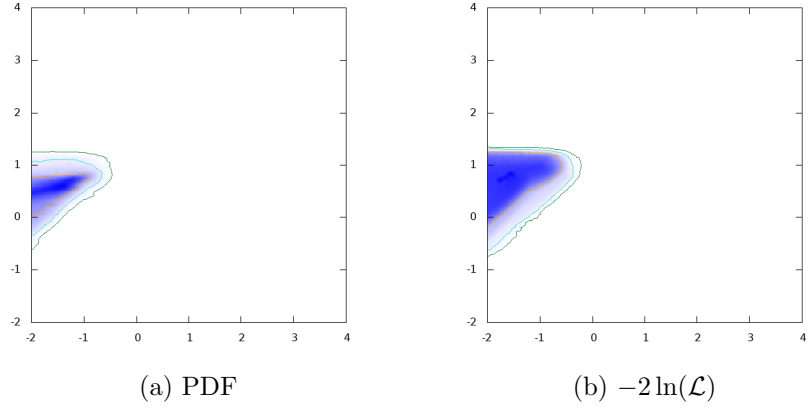


Figure 59:  $\log_{10} \sigma(pp \rightarrow H \rightarrow \mu^+ \mu^-)$  (fb) vs.  $\log_{10} \sigma(pp \rightarrow A \rightarrow e^+ e^-)$  (fb)

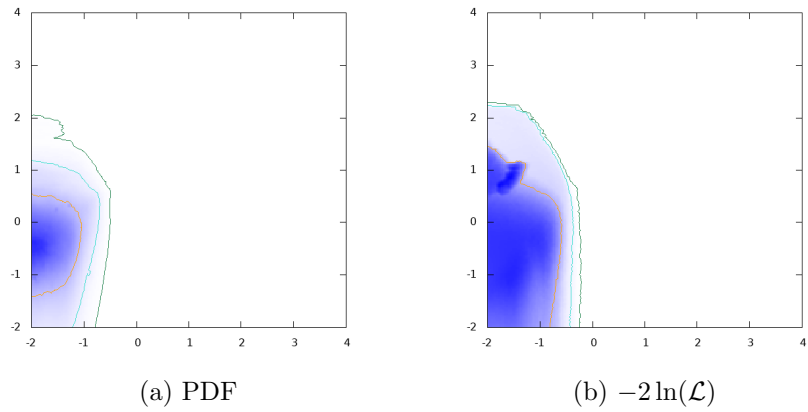


Figure 60:  $\log_{10} \sigma(pp \rightarrow H \rightarrow \tau^+ \tau^-)$  (fb) vs.  $\log_{10} \sigma(pp \rightarrow A \rightarrow e^+ e^-)$  (fb)

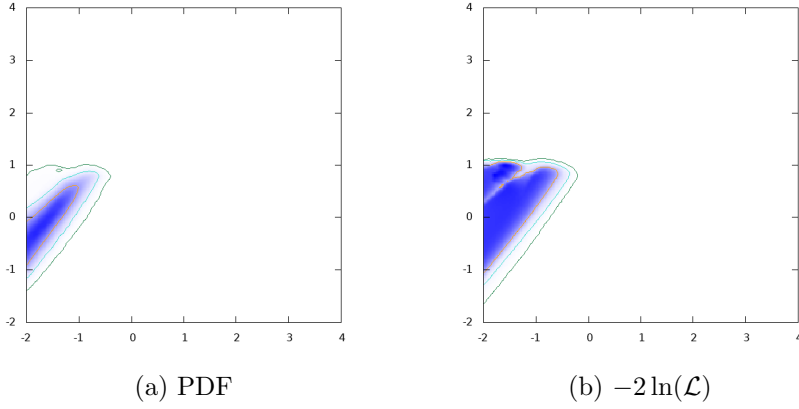


Figure 61:  $\log_{10} \sigma(pp \rightarrow A \rightarrow \mu^+ \mu^-)$  (fb) vs.  $\log_{10} \sigma(pp \rightarrow A \rightarrow e^+ e^-)$  (fb)

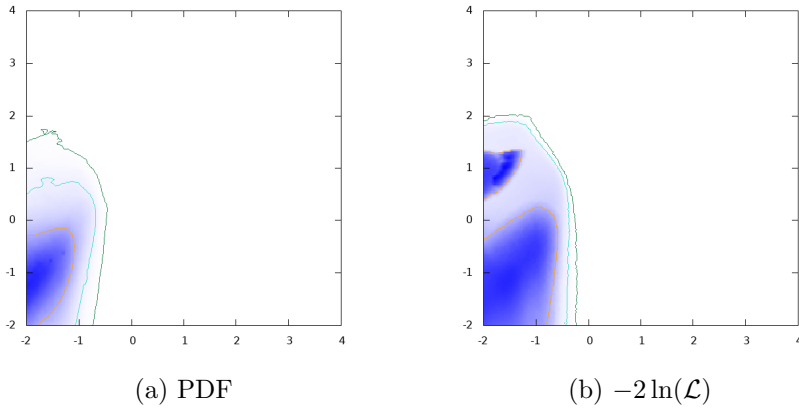


Figure 62:  $\log_{10} \sigma(pp \rightarrow A \rightarrow \tau^+ \tau^-)$  (fb) vs.  $\log_{10} \sigma(pp \rightarrow A \rightarrow e^+ e^-)$  (fb)

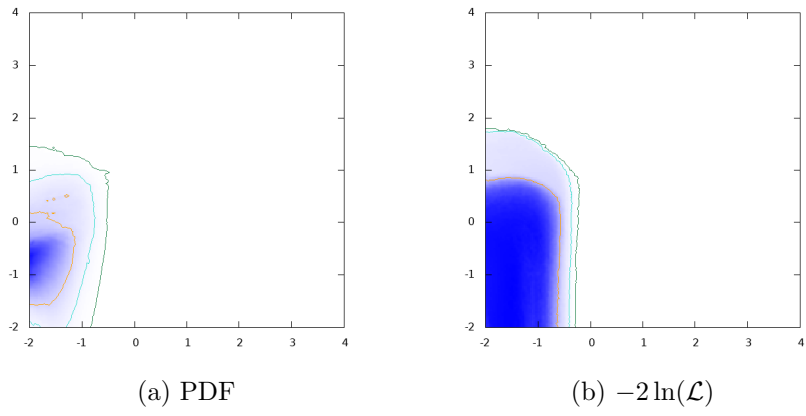


Figure 63:  $\log_{10}\sigma(pp \rightarrow A \rightarrow HZ)$  (fb) vs.  $\log_{10}\sigma(pp \rightarrow A \rightarrow e^+e^-)$  (fb)

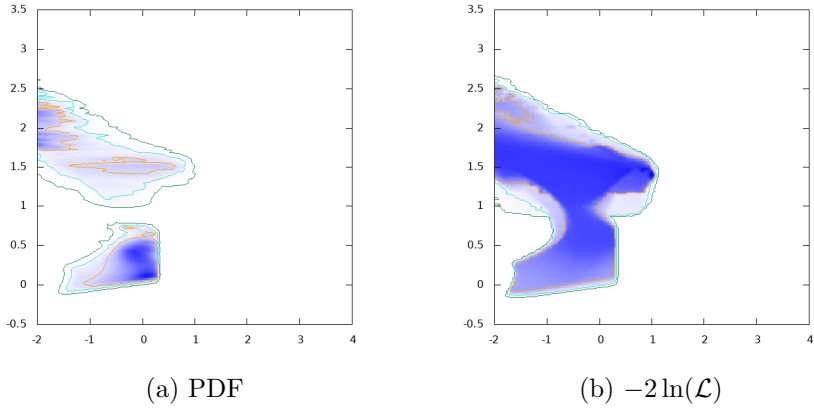


Figure 64:  $\log_{10} \tan \beta$  vs.  $\log_{10} \sigma(pp \rightarrow A \rightarrow \mu^+ \mu^-)$  (fb)

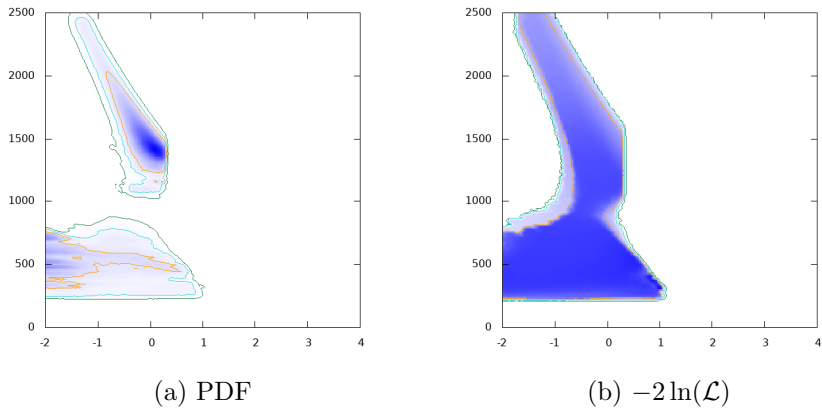


Figure 65:  $m_H$  GeV vs.  $\log_{10} \sigma(pp \rightarrow A \rightarrow \mu^+ \mu^-)$  (fb)

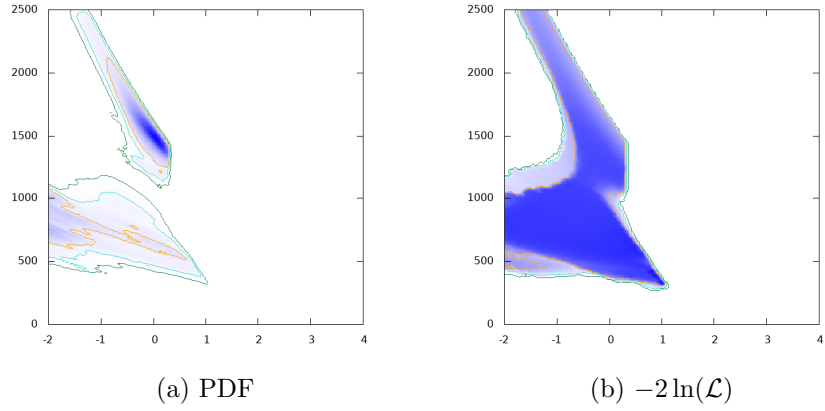


Figure 66:  $m_A$  GeV vs.  $\log_{10} \sigma(pp \rightarrow A \rightarrow \mu^+ \mu^-)$  (fb)

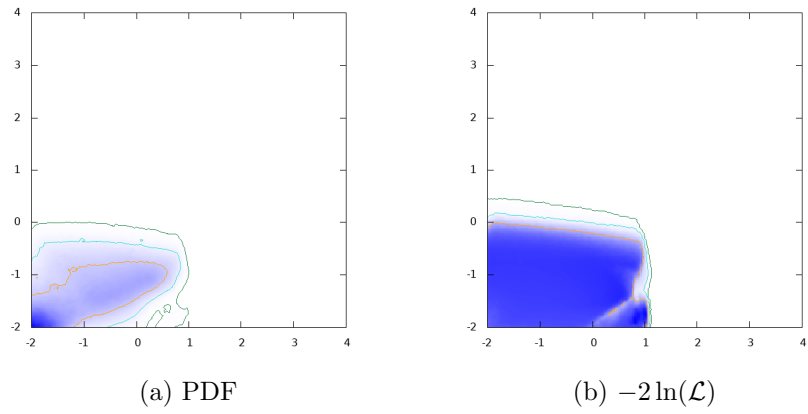


Figure 67:  $\log_{10} \sigma(pp \rightarrow H \rightarrow e^+ e^-)$  (fb) vs.  $\log_{10} \sigma(pp \rightarrow A \rightarrow \mu^+ \mu^-)$  (fb)



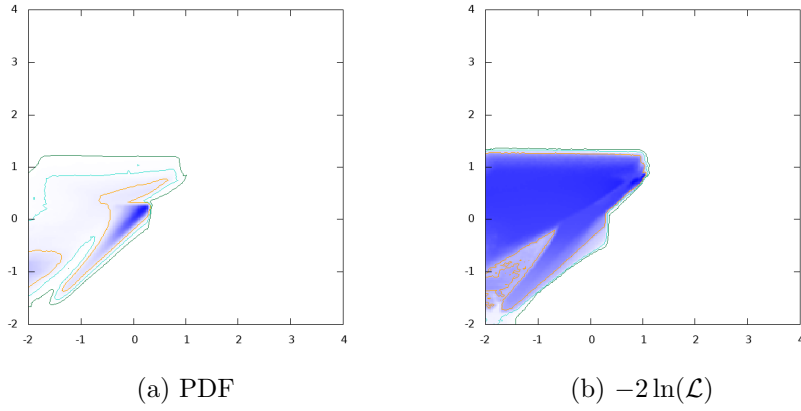


Figure 68:  $\log_{10} \sigma(pp \rightarrow H \rightarrow \mu^+ \mu^-)$  (fb) vs.  $\log_{10} \sigma(pp \rightarrow A \rightarrow \mu^+ \mu^-)$  (fb)

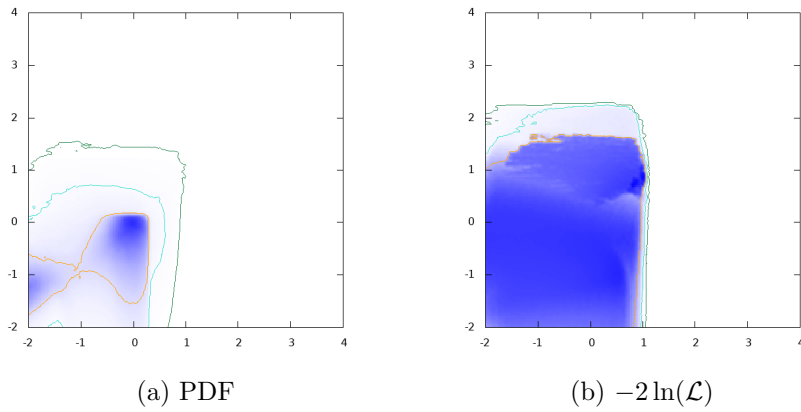


Figure 69:  $\log_{10} \sigma(pp \rightarrow H \rightarrow \tau^+ \tau^-)$  (fb) vs.  $\log_{10} \sigma(pp \rightarrow A \rightarrow \mu^+ \mu^-)$  (fb)

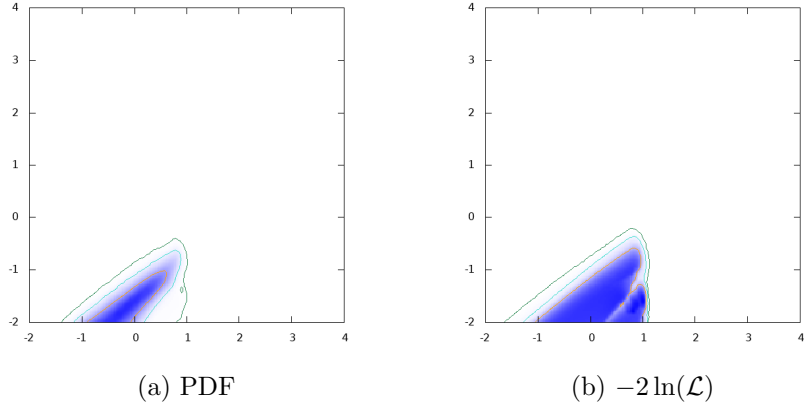


Figure 70:  $\log_{10} \sigma(pp \rightarrow A \rightarrow e^+e^-)$  (fb) vs.  $\log_{10} \sigma(pp \rightarrow A \rightarrow \mu^+\mu^-)$  (fb)

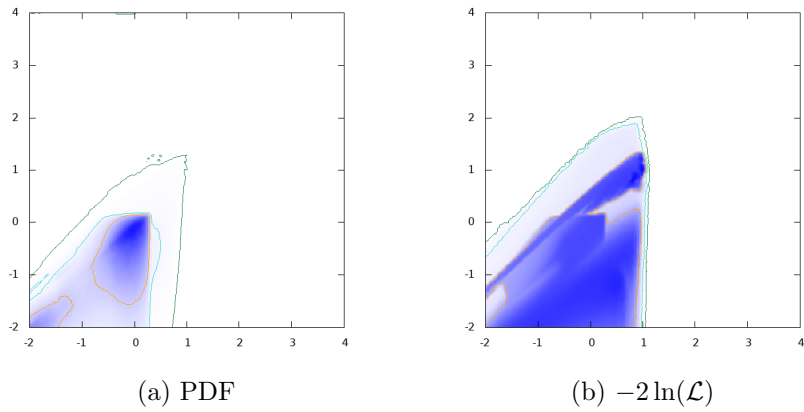


Figure 71:  $\log_{10} \sigma(pp \rightarrow A \rightarrow \tau^+\tau^-)$  (fb) vs.  $\log_{10} \sigma(pp \rightarrow A \rightarrow \mu^+\mu^-)$  (fb)

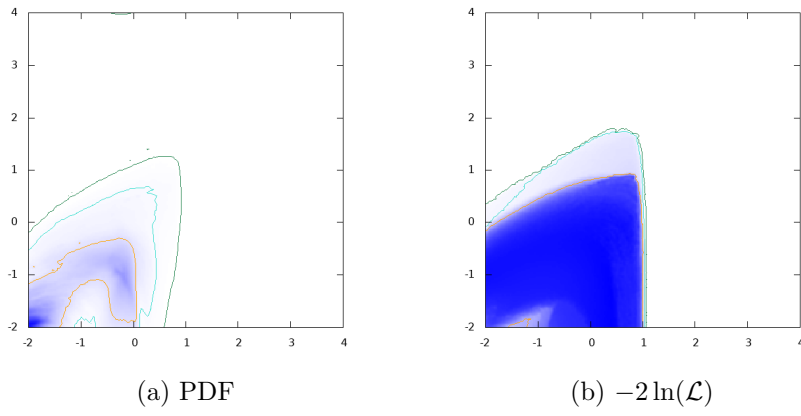


Figure 72:  $\log_{10} \sigma(pp \rightarrow A \rightarrow HZ)$  (fb) vs.  $\log_{10} \sigma(pp \rightarrow A \rightarrow \mu^+ \mu^-)$  (fb)

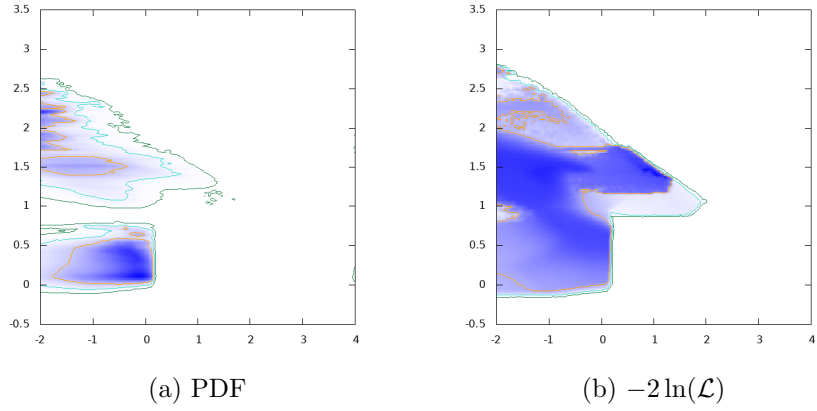


Figure 73:  $\log_{10} \tan \beta$  vs.  $\log_{10} \sigma(pp \rightarrow A \rightarrow \tau^+ \tau^-)$  (fb)

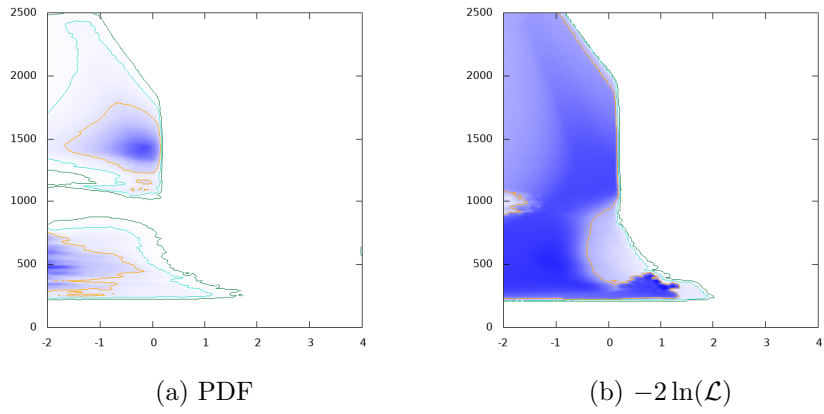


Figure 74:  $m_H$  GeV vs.  $\log_{10} \sigma(pp \rightarrow A \rightarrow \tau^+ \tau^-)$  (fb)

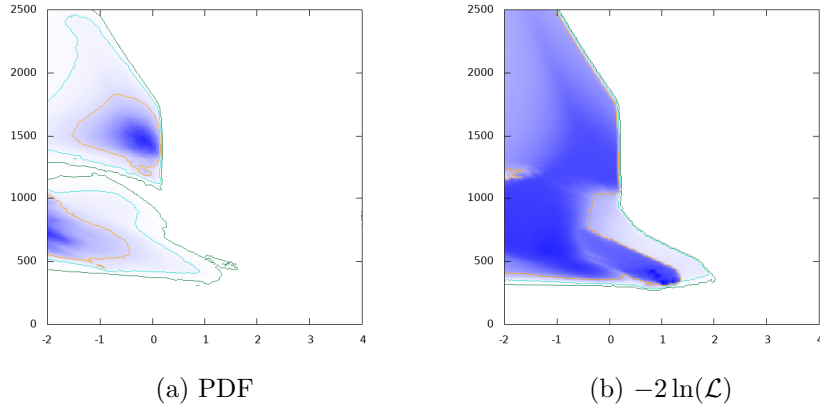


Figure 75:  $m_A$  GeV vs.  $\log_{10} \sigma(pp \rightarrow A \rightarrow \tau^+\tau^-)$  (fb)

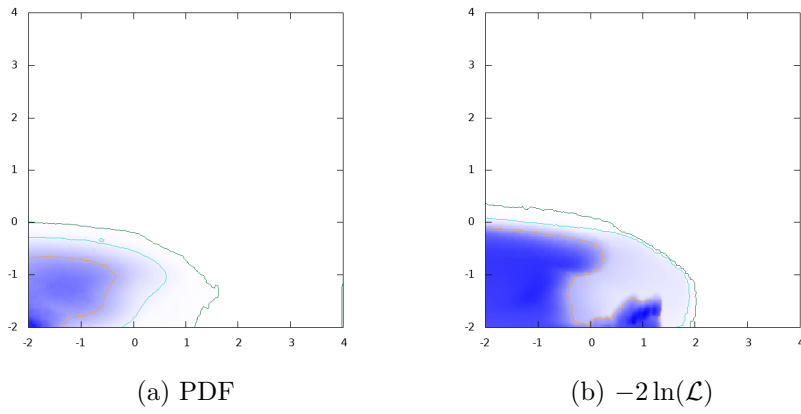


Figure 76:  $\log_{10} \sigma(pp \rightarrow H \rightarrow e^+e^-)$  (fb) vs.  $\log_{10} \sigma(pp \rightarrow A \rightarrow \tau^+\tau^-)$  (fb)

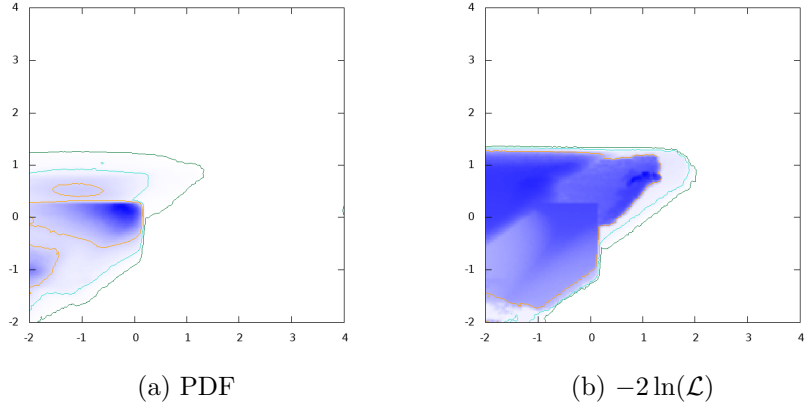


Figure 77:  $\log_{10} \sigma(pp \rightarrow H \rightarrow \mu^+ \mu^-)$  (fb) vs.  $\log_{10} \sigma(pp \rightarrow A \rightarrow \tau^+ \tau^-)$  (fb)

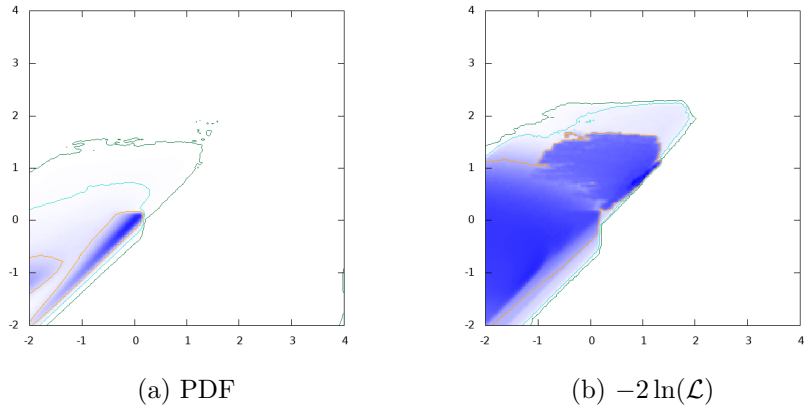


Figure 78:  $\log_{10} \sigma(pp \rightarrow H \rightarrow \tau^+ \tau^-)$  (fb) vs.  $\log_{10} \sigma(pp \rightarrow A \rightarrow \tau^+ \tau^-)$  (fb)

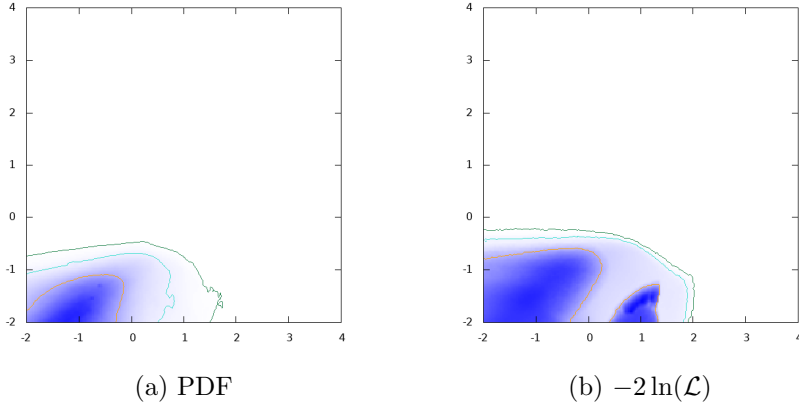


Figure 79:  $\log_{10} \sigma(pp \rightarrow A \rightarrow e^+e^-)$  (fb) vs.  $\log_{10} \sigma(pp \rightarrow A \rightarrow \tau^+\tau^-)$  (fb)

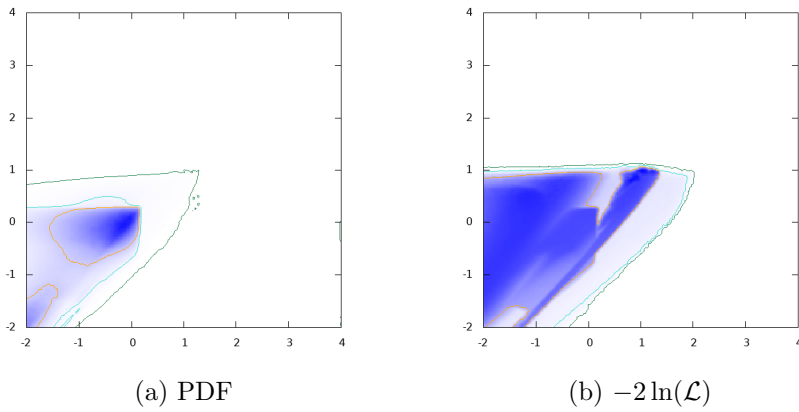


Figure 80:  $\log_{10} \sigma(pp \rightarrow A \rightarrow \mu^+\mu^-)$  (fb) vs.  $\log_{10} \sigma(pp \rightarrow A \rightarrow \tau^+\tau^-)$  (fb)

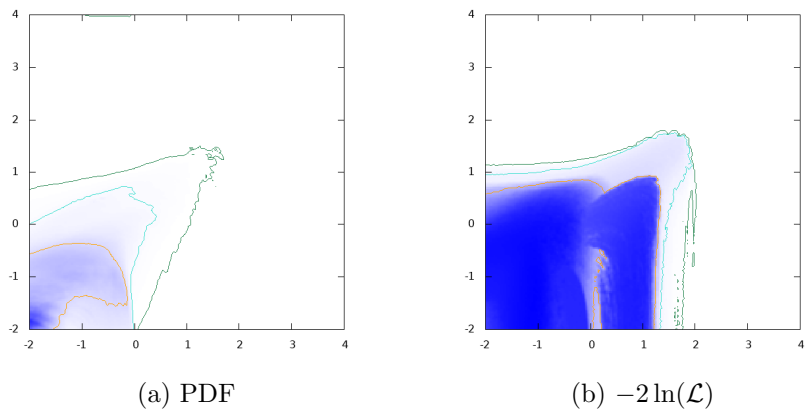


Figure 81:  $\log_{10} \sigma(pp \rightarrow A \rightarrow HZ)$  (fb) vs.  $\log_{10} \sigma(pp \rightarrow A \rightarrow \tau^+\tau^-)$  (fb)



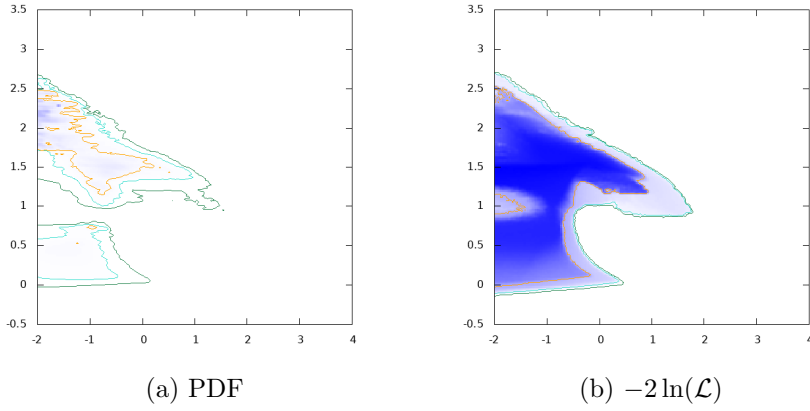


Figure 82:  $\log_{10} \tan \beta$  vs.  $\log_{10} \sigma(pp \rightarrow A \rightarrow HZ)$  (fb)

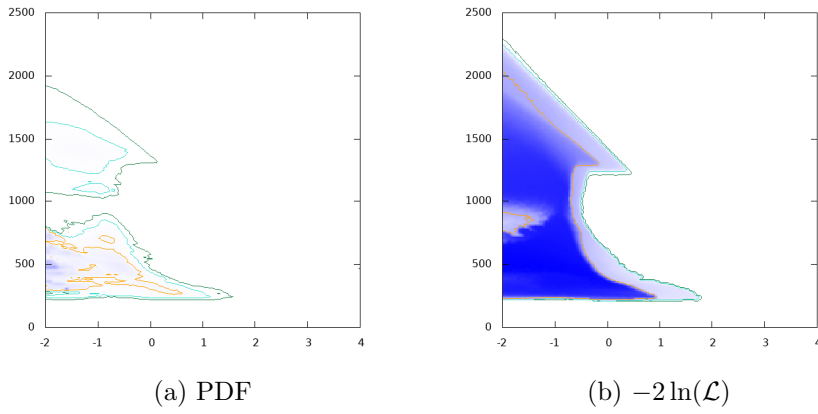


Figure 83:  $m_H$  GeV vs.  $\log_{10} \sigma(pp \rightarrow A \rightarrow HZ)$  (fb)

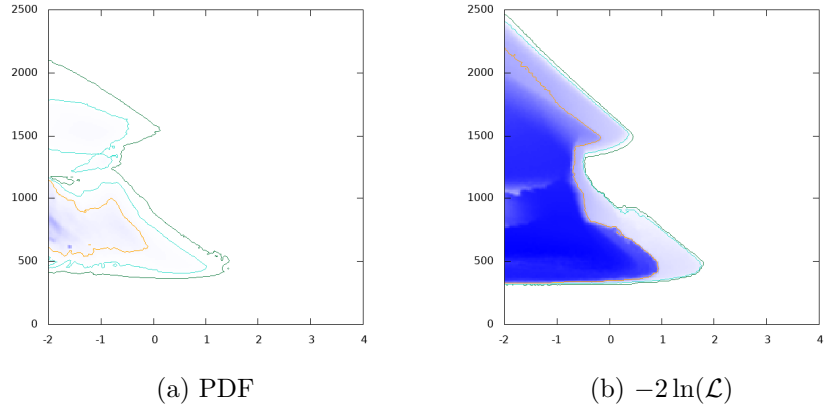


Figure 84:  $m_A$  GeV vs.  $\log_{10} \sigma(pp \rightarrow A \rightarrow HZ)$  (fb)

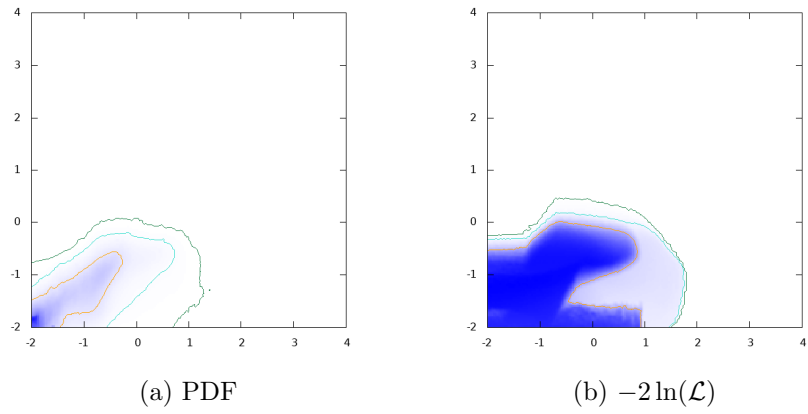


Figure 85:  $\log_{10} \sigma(pp \rightarrow H \rightarrow e^+e^-)$  (fb) vs.  $\log_{10} \sigma(pp \rightarrow A \rightarrow HZ)$  (fb)

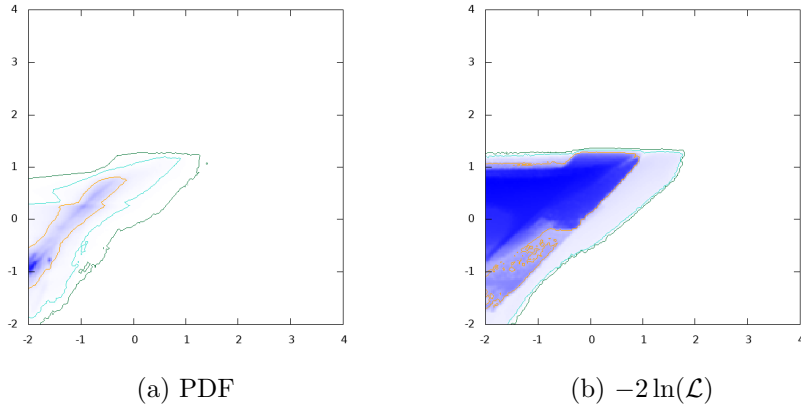


Figure 86:  $\log_{10} \sigma(pp \rightarrow H \rightarrow \mu^+ \mu^-)$  (fb) vs.  $\log_{10} \sigma(pp \rightarrow A \rightarrow HZ)$  (fb)

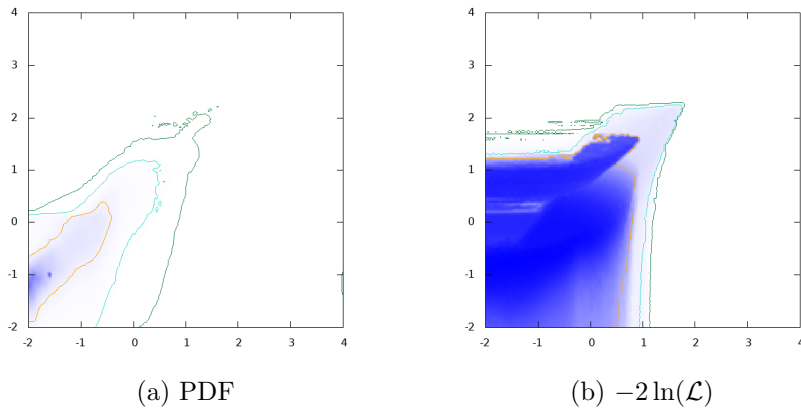


Figure 87:  $\log_{10} \sigma(pp \rightarrow H \rightarrow \tau^+ \tau^-)$  (fb) vs.  $\log_{10} \sigma(pp \rightarrow A \rightarrow HZ)$  (fb)

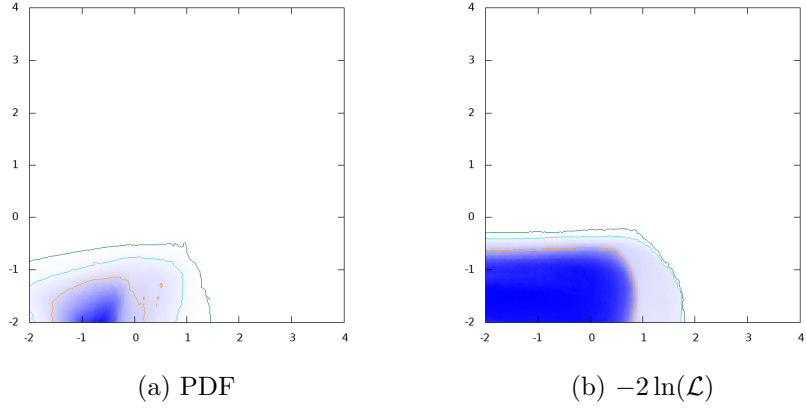


Figure 88:  $\log_{10} \sigma(pp \rightarrow A \rightarrow e^+e^-)$  (fb) vs.  $\log_{10} \sigma(pp \rightarrow A \rightarrow HZ)$  (fb)

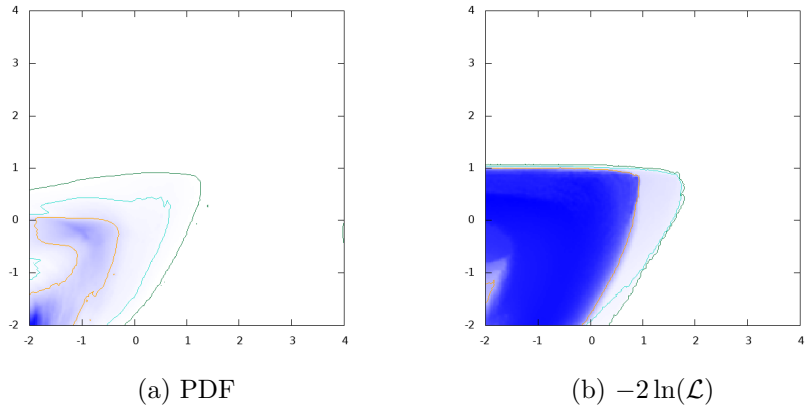
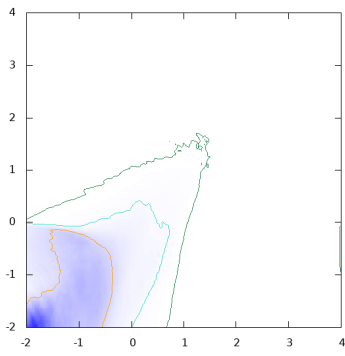
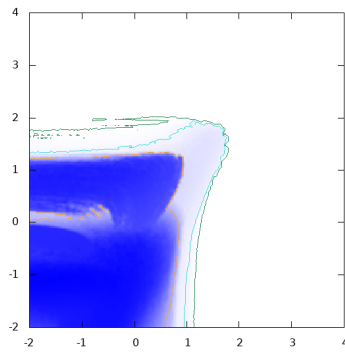


Figure 89:  $\log_{10} \sigma(pp \rightarrow A \rightarrow \mu^+\mu^-)$  (fb) vs.  $\log_{10} \sigma(pp \rightarrow A \rightarrow HZ)$  (fb)



(a) PDF



(b)  $-2\ln(\mathcal{L})$

Figure 90:  $\log_{10} \sigma(pp \rightarrow A \rightarrow \tau^+\tau^-)$  (fb) vs.  $\log_{10} \sigma(pp \rightarrow A \rightarrow HZ)$  (fb)