

Two-dimensional plots - Summary group 2

February 21, 2022

List of Figures

1	m_H GeV vs. $\log_{10} \tan \beta$	4
2	m_A GeV vs. $\log_{10} \tan \beta$	4
3	$\log_{10} \sigma(pp \rightarrow H \rightarrow e^+e^-)$ (fb) vs. $\log_{10} \tan \beta$	5
4	$\log_{10} \sigma(pp \rightarrow H \rightarrow \mu^+\mu^-)$ (fb) vs. $\log_{10} \tan \beta$	5
5	$\log_{10} \sigma(pp \rightarrow H \rightarrow \tau^+\tau^-)$ (fb) vs. $\log_{10} \tan \beta$	6
6	$\log_{10} \sigma(pp \rightarrow A \rightarrow e^+e^-)$ (fb) vs. $\log_{10} \tan \beta$	6
7	$\log_{10} \sigma(pp \rightarrow A \rightarrow \mu^+\mu^-)$ (fb) vs. $\log_{10} \tan \beta$	7
8	$\log_{10} \sigma(pp \rightarrow A \rightarrow \tau^+\tau^-)$ (fb) vs. $\log_{10} \tan \beta$	7
9	$\log_{10} \sigma(pp \rightarrow A \rightarrow HZ)$ (fb) vs. $\log_{10} \tan \beta$	8
10	$\log_{10} \tan \beta$ vs. m_H GeV	9
11	m_A GeV vs. m_H GeV	9
12	$\log_{10} \sigma(pp \rightarrow H \rightarrow e^+e^-)$ (fb) vs. m_H GeV	10
13	$\log_{10} \sigma(pp \rightarrow H \rightarrow \mu^+\mu^-)$ (fb) vs. m_H GeV	10
14	$\log_{10} \sigma(pp \rightarrow H \rightarrow \tau^+\tau^-)$ (fb) vs. m_H GeV	11
15	$\log_{10} \sigma(pp \rightarrow A \rightarrow e^+e^-)$ (fb) vs. m_H GeV	11
16	$\log_{10} \sigma(pp \rightarrow A \rightarrow \mu^+\mu^-)$ (fb) vs. m_H GeV	12
17	$\log_{10} \sigma(pp \rightarrow A \rightarrow \tau^+\tau^-)$ (fb) vs. m_H GeV	12
18	$\log_{10} \sigma(pp \rightarrow A \rightarrow HZ)$ (fb) vs. m_H GeV	13
19	$\log_{10} \tan \beta$ vs. m_A GeV	14
20	m_H GeV vs. m_A GeV	14
21	$\log_{10} \sigma(pp \rightarrow H \rightarrow e^+e^-)$ (fb) vs. m_A GeV	15
22	$\log_{10} \sigma(pp \rightarrow H \rightarrow \mu^+\mu^-)$ (fb) vs. m_A GeV	15
23	$\log_{10} \sigma(pp \rightarrow H \rightarrow \tau^+\tau^-)$ (fb) vs. m_A GeV	16
24	$\log_{10} \sigma(pp \rightarrow A \rightarrow e^+e^-)$ (fb) vs. m_A GeV	16
25	$\log_{10} \sigma(pp \rightarrow A \rightarrow \mu^+\mu^-)$ (fb) vs. m_A GeV	17
26	$\log_{10} \sigma(pp \rightarrow A \rightarrow \tau^+\tau^-)$ (fb) vs. m_A GeV	17
27	$\log_{10} \sigma(pp \rightarrow A \rightarrow HZ)$ (fb) vs. m_A GeV	18

66	m_A GeV vs. $\log_{10} \sigma(pp \rightarrow A \rightarrow \mu^+\mu^-)$ (fb)	40
67	$\log_{10} \sigma(pp \rightarrow H \rightarrow e^+e^-)$ (fb) vs. $\log_{10} \sigma(pp \rightarrow A \rightarrow \mu^+\mu^-)$ (fb)	40
68	$\log_{10} \sigma(pp \rightarrow H \rightarrow \mu^+\mu^-)$ (fb) vs. $\log_{10} \sigma(pp \rightarrow A \rightarrow \mu^+\mu^-)$ (fb)	41
69	$\log_{10} \sigma(pp \rightarrow H \rightarrow \tau^+\tau^-)$ (fb) vs. $\log_{10} \sigma(pp \rightarrow A \rightarrow \mu^+\mu^-)$ (fb)	41
70	$\log_{10} \sigma(pp \rightarrow A \rightarrow e^+e^-)$ (fb) vs. $\log_{10} \sigma(pp \rightarrow A \rightarrow \mu^+\mu^-)$ (fb)	42
71	$\log_{10} \sigma(pp \rightarrow A \rightarrow \tau^+\tau^-)$ (fb) vs. $\log_{10} \sigma(pp \rightarrow A \rightarrow \mu^+\mu^-)$ (fb)	42
72	$\log_{10} \sigma(pp \rightarrow A \rightarrow HZ)$ (fb) vs. $\log_{10} \sigma(pp \rightarrow A \rightarrow \mu^+\mu^-)$ (fb)	43
73	$\log_{10} \tan \beta$ vs. $\log_{10} \sigma(pp \rightarrow A \rightarrow \tau^+\tau^-)$ (fb)	44
74	m_H GeV vs. $\log_{10} \sigma(pp \rightarrow A \rightarrow \tau^+\tau^-)$ (fb)	44
75	m_A GeV vs. $\log_{10} \sigma(pp \rightarrow A \rightarrow \tau^+\tau^-)$ (fb)	45
76	$\log_{10} \sigma(pp \rightarrow H \rightarrow e^+e^-)$ (fb) vs. $\log_{10} \sigma(pp \rightarrow A \rightarrow \tau^+\tau^-)$ (fb)	45
77	$\log_{10} \sigma(pp \rightarrow H \rightarrow \mu^+\mu^-)$ (fb) vs. $\log_{10} \sigma(pp \rightarrow A \rightarrow \tau^+\tau^-)$ (fb)	46
78	$\log_{10} \sigma(pp \rightarrow H \rightarrow \tau^+\tau^-)$ (fb) vs. $\log_{10} \sigma(pp \rightarrow A \rightarrow \tau^+\tau^-)$ (fb)	46
79	$\log_{10} \sigma(pp \rightarrow A \rightarrow e^+e^-)$ (fb) vs. $\log_{10} \sigma(pp \rightarrow A \rightarrow \tau^+\tau^-)$ (fb)	47
80	$\log_{10} \sigma(pp \rightarrow A \rightarrow \mu^+\mu^-)$ (fb) vs. $\log_{10} \sigma(pp \rightarrow A \rightarrow \tau^+\tau^-)$ (fb)	47
81	$\log_{10} \sigma(pp \rightarrow A \rightarrow HZ)$ (fb) vs. $\log_{10} \sigma(pp \rightarrow A \rightarrow \tau^+\tau^-)$ (fb)	48
82	$\log_{10} \tan \beta$ vs. $\log_{10} \sigma(pp \rightarrow A \rightarrow HZ)$ (fb)	49
83	m_H GeV vs. $\log_{10} \sigma(pp \rightarrow A \rightarrow HZ)$ (fb)	49
84	m_A GeV vs. $\log_{10} \sigma(pp \rightarrow A \rightarrow HZ)$ (fb)	50
85	$\log_{10} \sigma(pp \rightarrow H \rightarrow e^+e^-)$ (fb) vs. $\log_{10} \sigma(pp \rightarrow A \rightarrow HZ)$ (fb)	50
86	$\log_{10} \sigma(pp \rightarrow H \rightarrow \mu^+\mu^-)$ (fb) vs. $\log_{10} \sigma(pp \rightarrow A \rightarrow HZ)$ (fb)	51
87	$\log_{10} \sigma(pp \rightarrow H \rightarrow \tau^+\tau^-)$ (fb) vs. $\log_{10} \sigma(pp \rightarrow A \rightarrow HZ)$ (fb)	51
88	$\log_{10} \sigma(pp \rightarrow A \rightarrow e^+e^-)$ (fb) vs. $\log_{10} \sigma(pp \rightarrow A \rightarrow HZ)$ (fb)	52
89	$\log_{10} \sigma(pp \rightarrow A \rightarrow \mu^+\mu^-)$ (fb) vs. $\log_{10} \sigma(pp \rightarrow A \rightarrow HZ)$ (fb)	52
90	$\log_{10} \sigma(pp \rightarrow A \rightarrow \tau^+\tau^-)$ (fb) vs. $\log_{10} \sigma(pp \rightarrow A \rightarrow HZ)$ (fb)	53

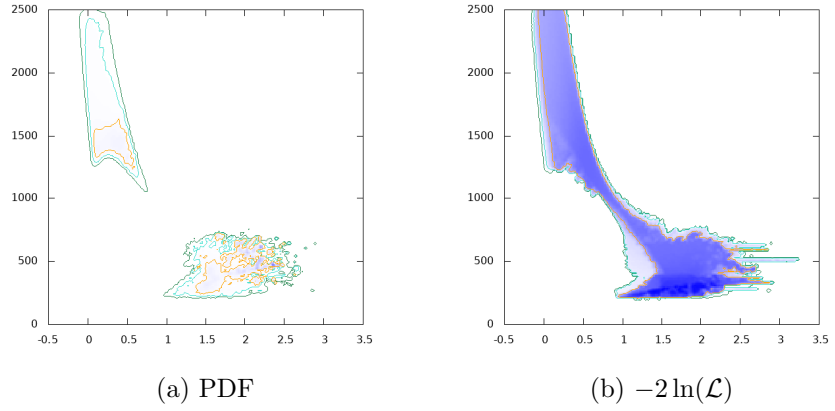


Figure 1: m_H GeV vs. $\log_{10} \tan \beta$

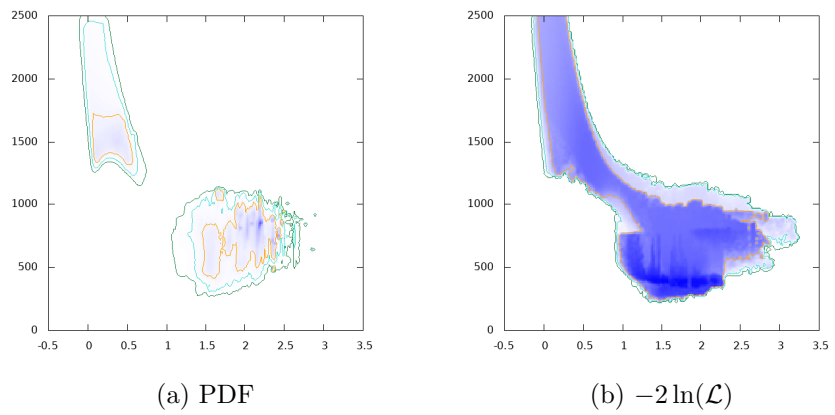


Figure 2: m_A GeV vs. $\log_{10} \tan \beta$

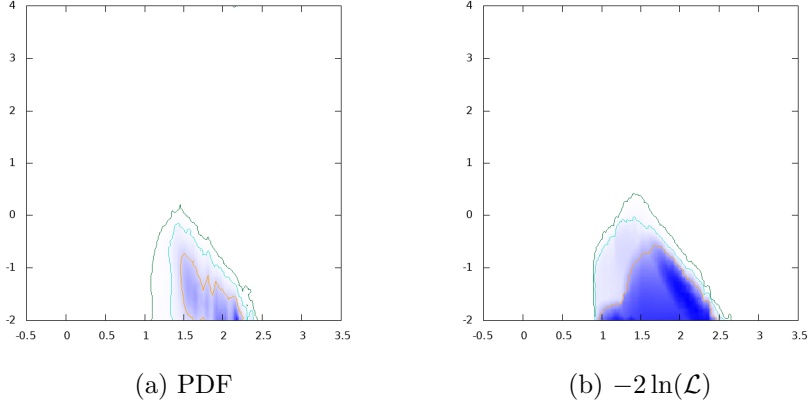


Figure 3: $\log_{10} \sigma(pp \rightarrow H \rightarrow e^+e^-)$ (fb) vs. $\log_{10} \tan \beta$

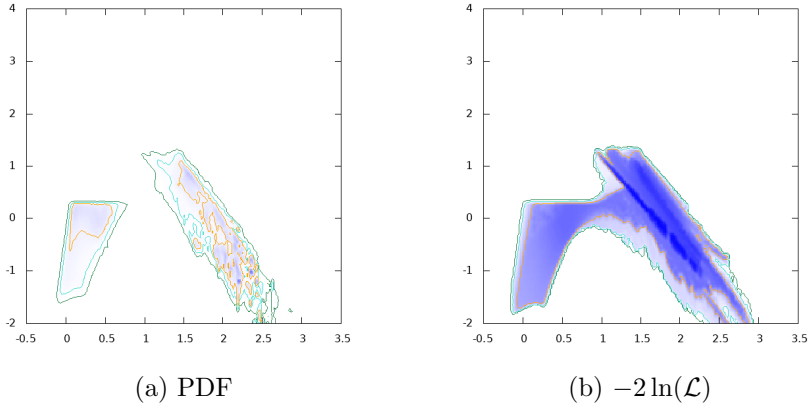


Figure 4: $\log_{10} \sigma(pp \rightarrow H \rightarrow \mu^+\mu^-)$ (fb) vs. $\log_{10} \tan \beta$

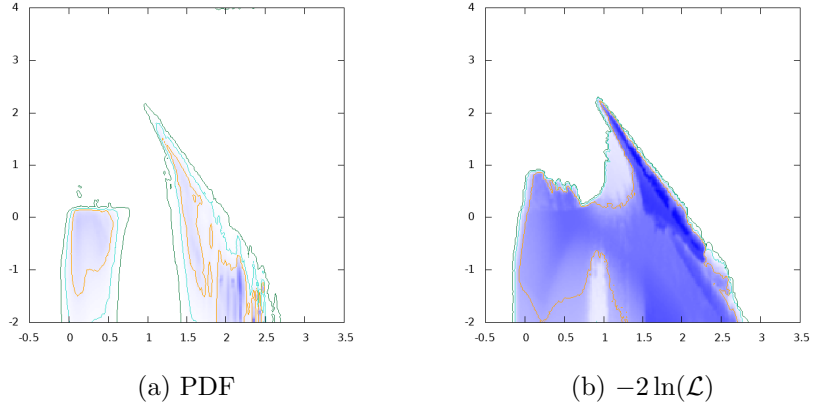


Figure 5: $\log_{10} \sigma(pp \rightarrow H \rightarrow \tau^+ \tau^-)$ (fb) vs. $\log_{10} \tan \beta$

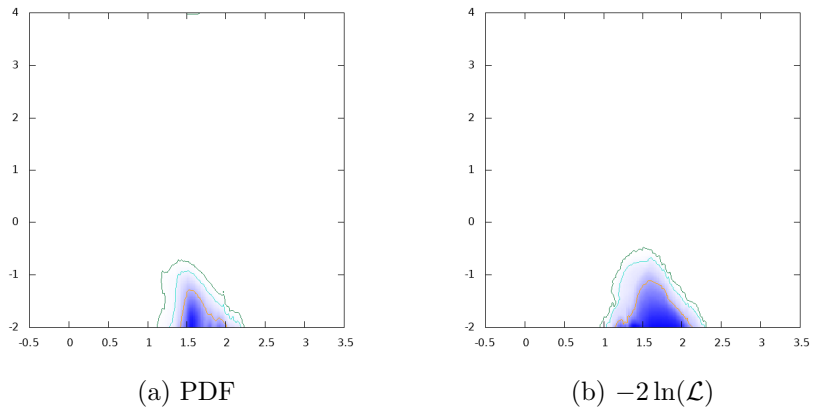


Figure 6: $\log_{10} \sigma(pp \rightarrow A \rightarrow e^+ e^-)$ (fb) vs. $\log_{10} \tan \beta$

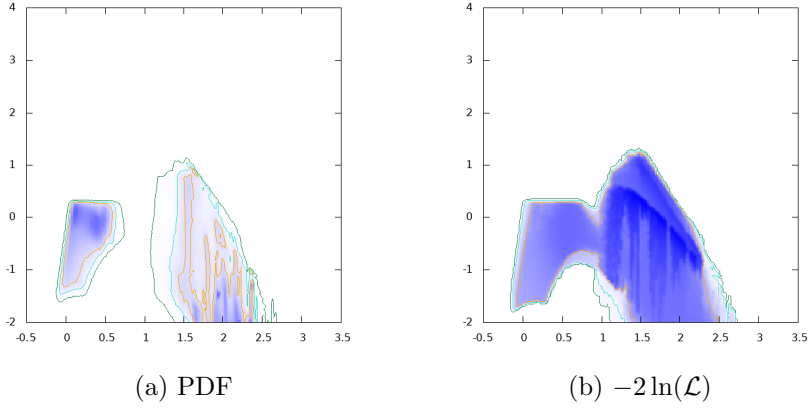


Figure 7: $\log_{10} \sigma(pp \rightarrow A \rightarrow \mu^+ \mu^-)$ (fb) vs. $\log_{10} \tan \beta$

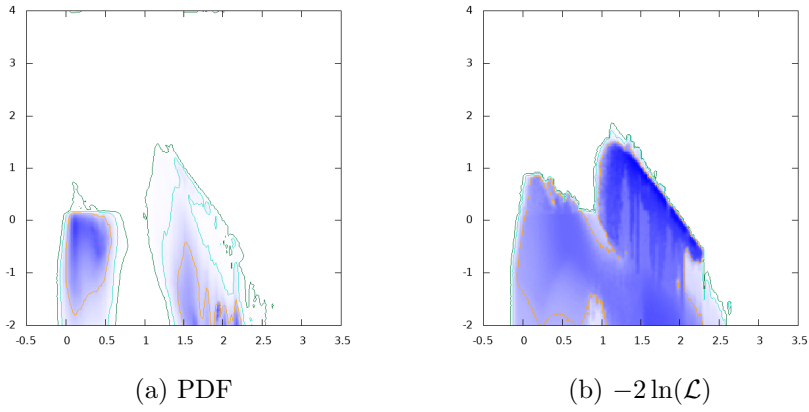


Figure 8: $\log_{10} \sigma(pp \rightarrow A \rightarrow \tau^+ \tau^-)$ (fb) vs. $\log_{10} \tan \beta$

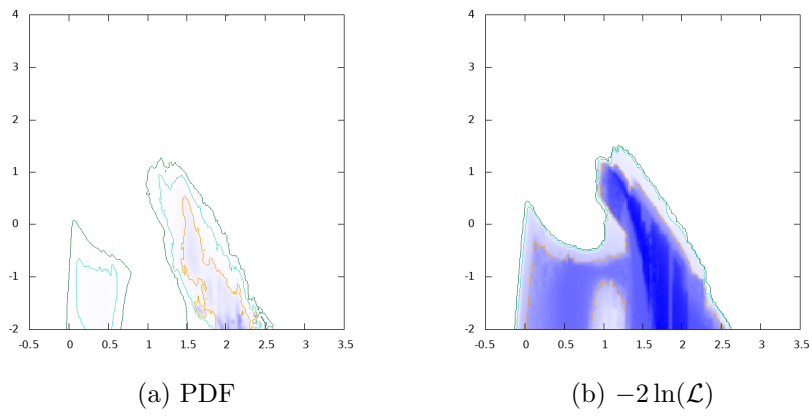


Figure 9: $\log_{10} \sigma(pp \rightarrow A \rightarrow HZ)$ (fb) vs. $\log_{10} \tan \beta$

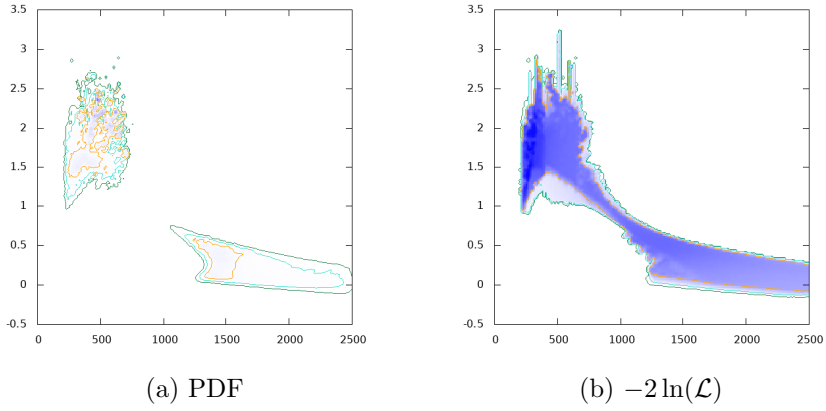


Figure 10: $\log_{10} \tan \beta$ vs. m_H GeV

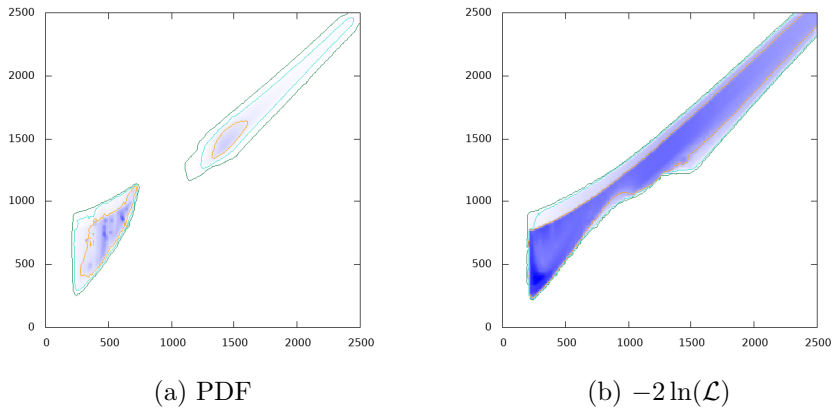


Figure 11: m_A GeV vs. m_H GeV

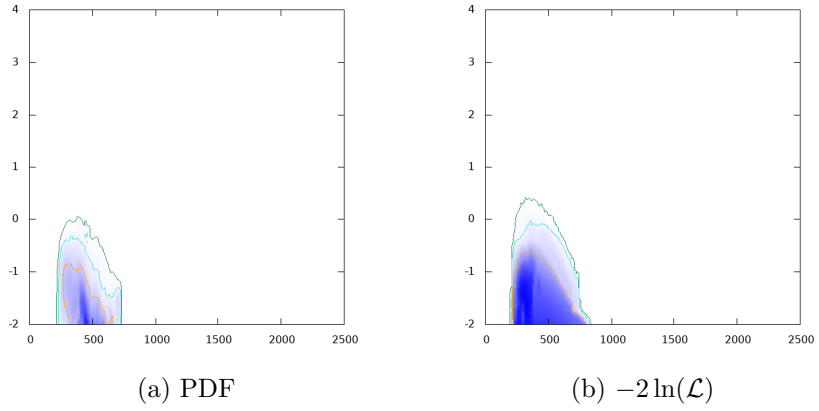


Figure 12: $\log_{10} \sigma(pp \rightarrow H \rightarrow e^+e^-)$ (fb) vs. m_H GeV

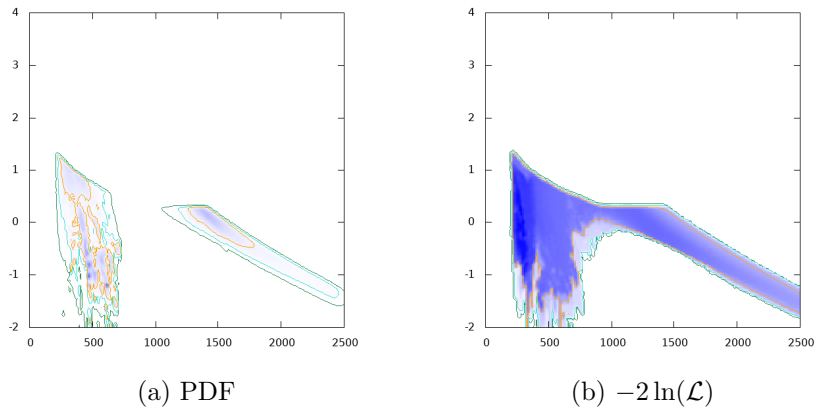


Figure 13: $\log_{10} \sigma(pp \rightarrow H \rightarrow \mu^+\mu^-)$ (fb) vs. m_H GeV

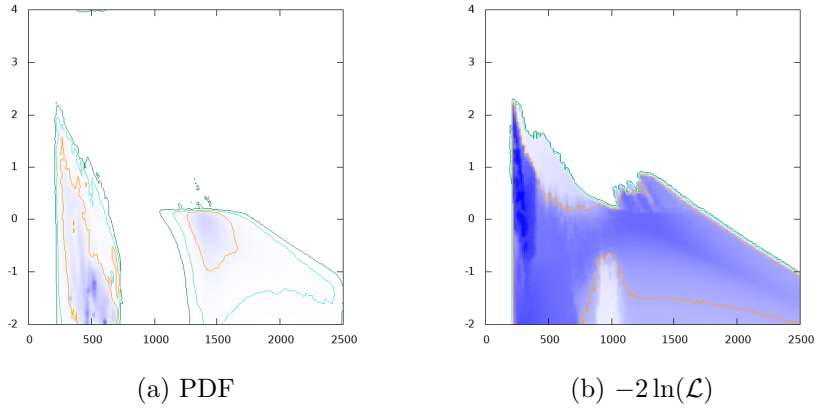


Figure 14: $\log_{10} \sigma(pp \rightarrow H \rightarrow \tau^+ \tau^-)$ (fb) vs. m_H GeV

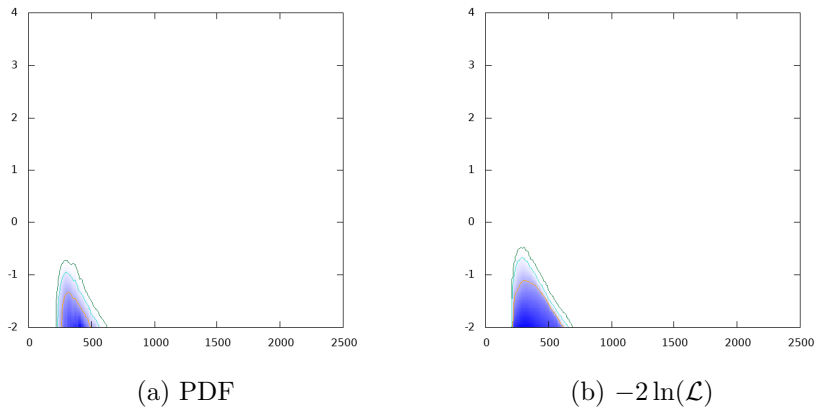


Figure 15: $\log_{10} \sigma(pp \rightarrow A \rightarrow e^+ e^-)$ (fb) vs. m_H GeV

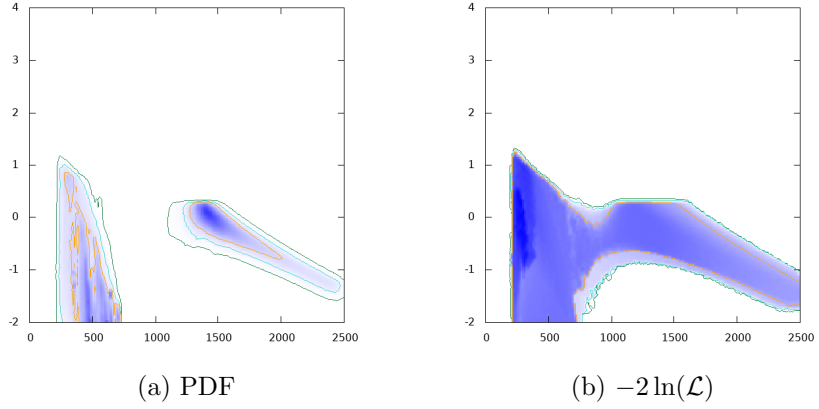


Figure 16: $\log_{10} \sigma(pp \rightarrow A \rightarrow \mu^+ \mu^-)$ (fb) vs. m_H GeV

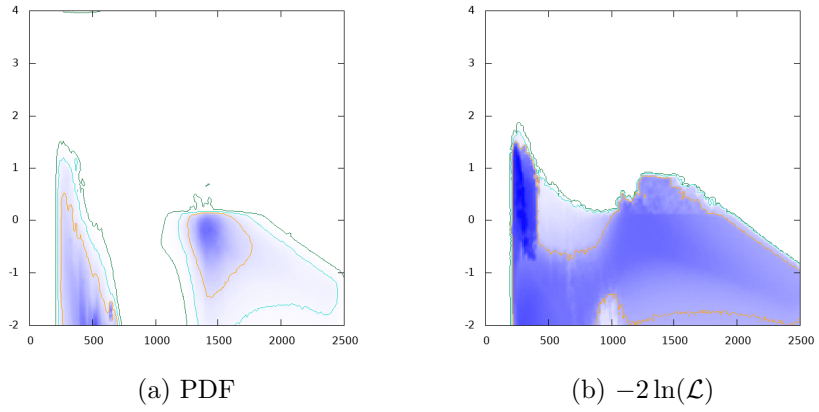


Figure 17: $\log_{10} \sigma(pp \rightarrow A \rightarrow \tau^+ \tau^-)$ (fb) vs. m_H GeV

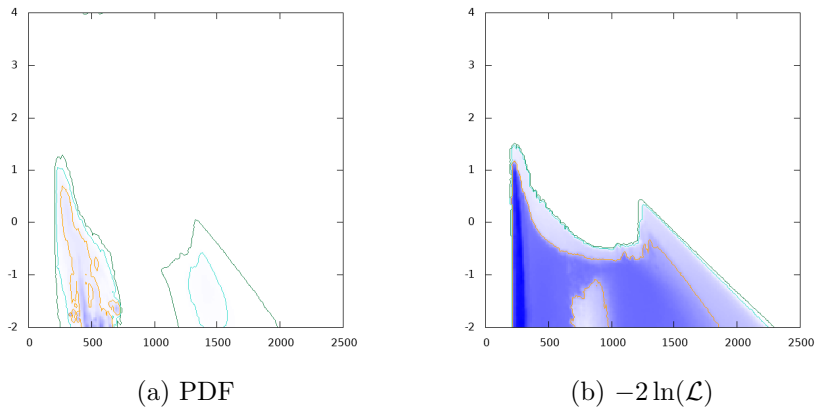


Figure 18: $\log_{10} \sigma(pp \rightarrow A \rightarrow HZ)$ (fb) vs. m_H GeV

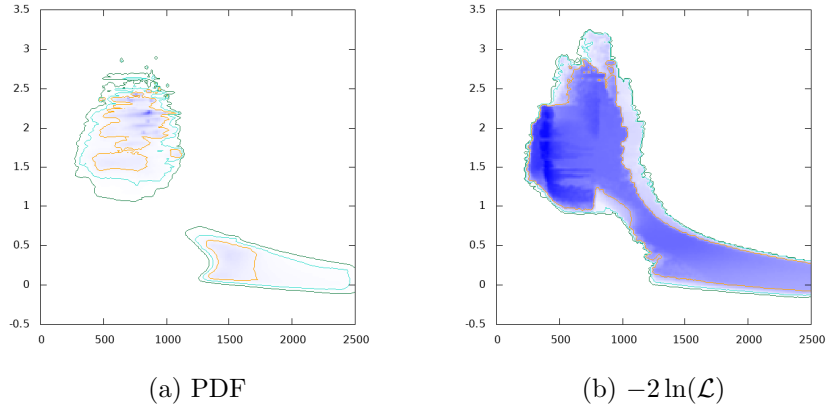


Figure 19: $\log_{10} \tan \beta$ vs. m_A GeV

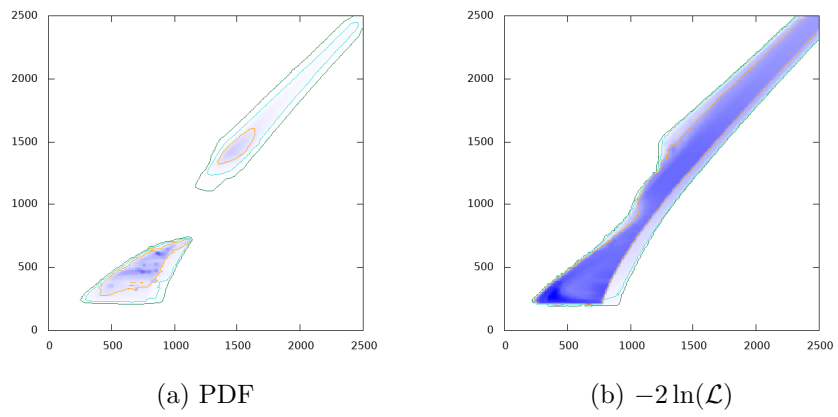


Figure 20: m_H GeV vs. m_A GeV

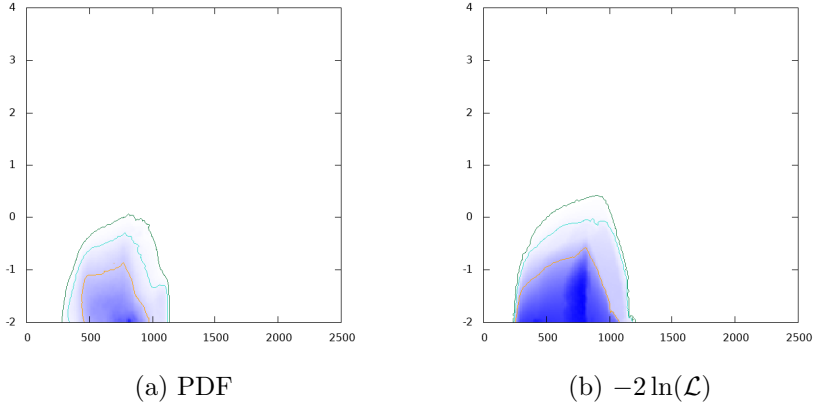


Figure 21: $\log_{10}\sigma(pp \rightarrow H \rightarrow e^+e^-)$ (fb) vs. m_A GeV

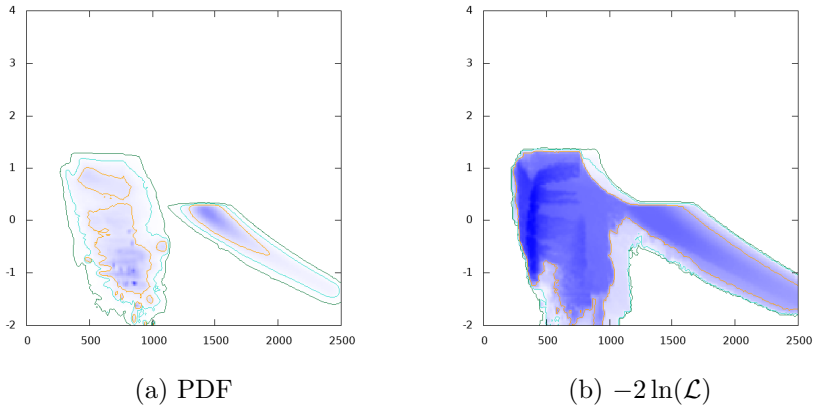


Figure 22: $\log_{10}\sigma(pp \rightarrow H \rightarrow \mu^+\mu^-)$ (fb) vs. m_A GeV

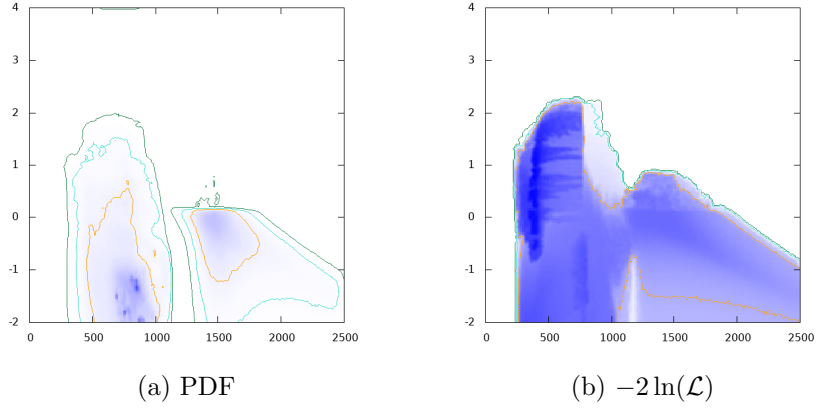


Figure 23: $\log_{10} \sigma(pp \rightarrow H \rightarrow \tau^+ \tau^-)$ (fb) vs. m_A GeV

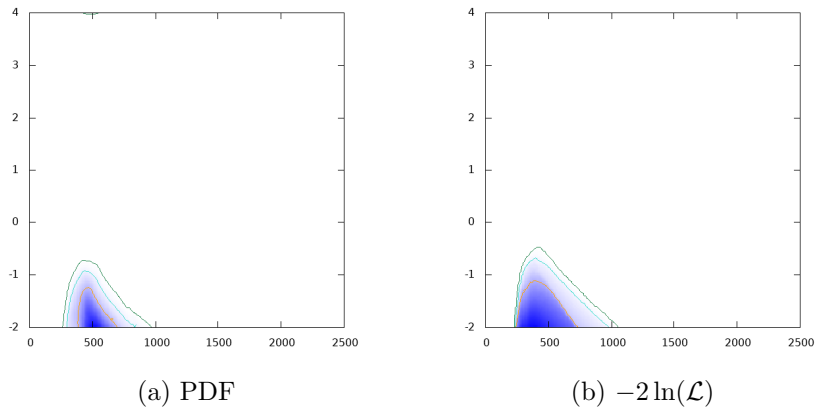


Figure 24: $\log_{10} \sigma(pp \rightarrow A \rightarrow e^+ e^-)$ (fb) vs. m_A GeV

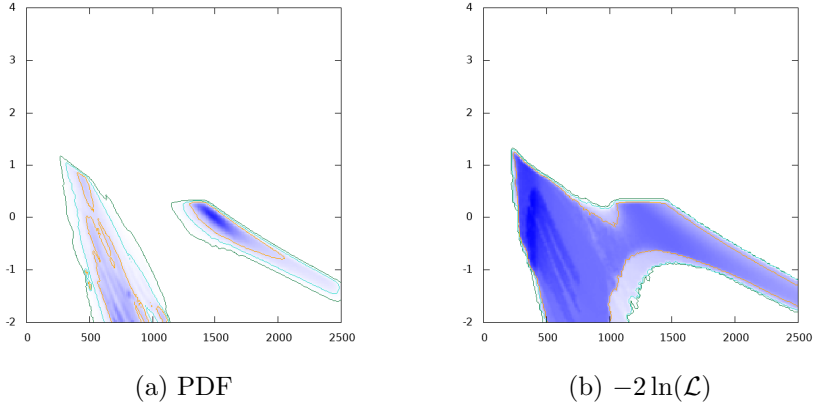


Figure 25: $\log_{10}\sigma(pp \rightarrow A \rightarrow \mu^+\mu^-)$ (fb) vs. m_A GeV

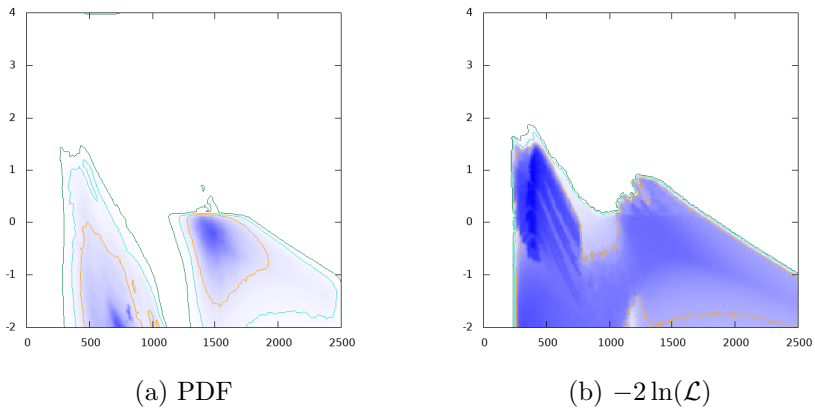


Figure 26: $\log_{10}\sigma(pp \rightarrow A \rightarrow \tau^+\tau^-)$ (fb) vs. m_A GeV

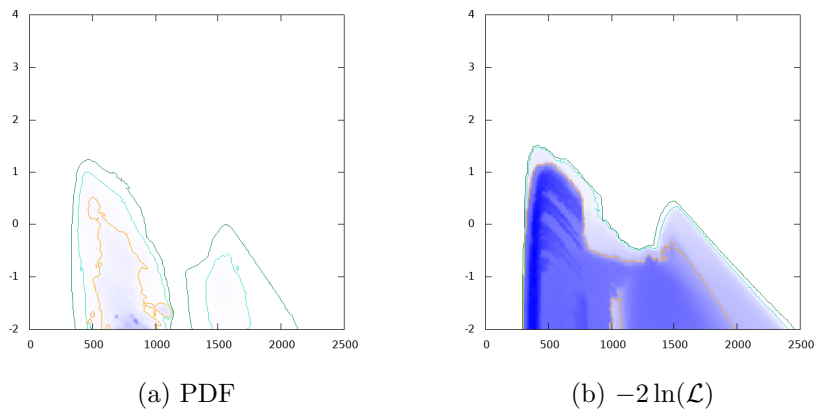


Figure 27: $\log_{10} \sigma(pp \rightarrow A \rightarrow HZ)$ (fb) vs. m_A GeV

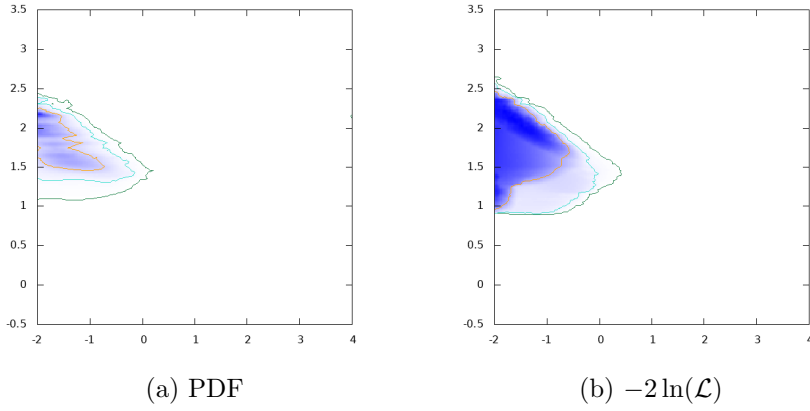


Figure 28: $\log_{10} \tan \beta$ vs. $\log_{10} \sigma(pp \rightarrow H \rightarrow e^+e^-)$ (fb)

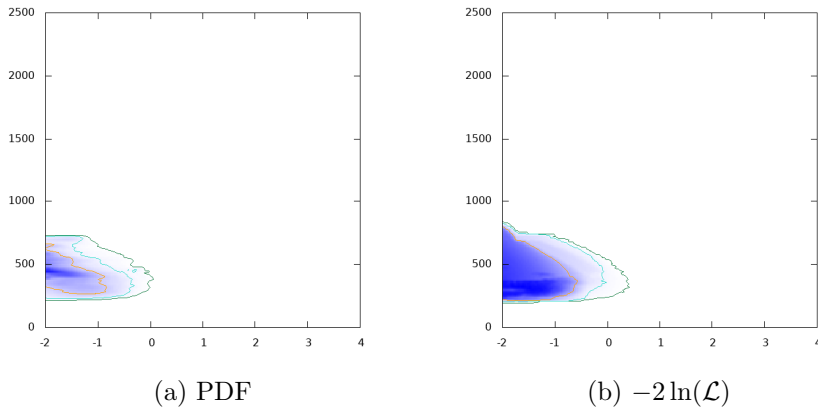


Figure 29: m_H GeV vs. $\log_{10} \sigma(pp \rightarrow H \rightarrow e^+e^-)$ (fb)

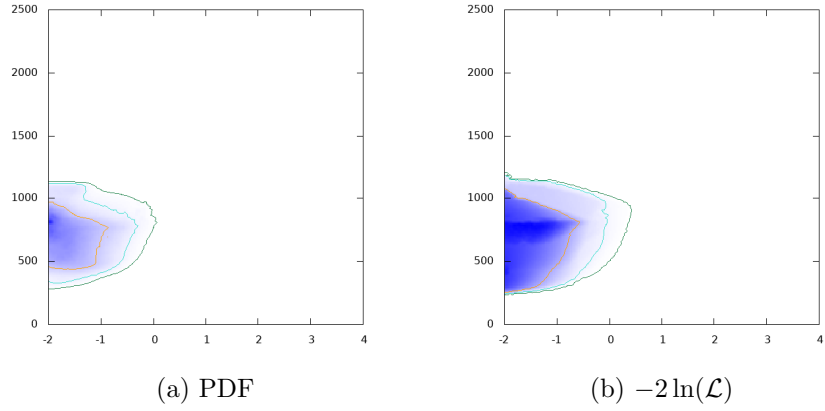


Figure 30: m_A GeV vs. $\log_{10} \sigma(pp \rightarrow H \rightarrow e^+e^-)$ (fb)

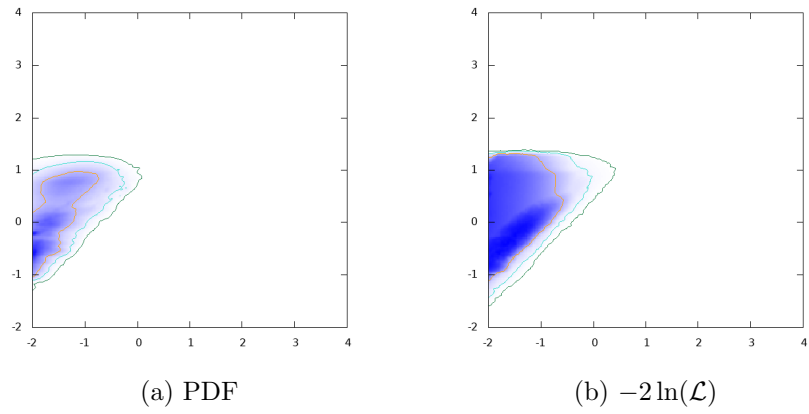


Figure 31: $\log_{10} \sigma(pp \rightarrow H \rightarrow \mu^+\mu^-)$ (fb) vs. $\log_{10} \sigma(pp \rightarrow H \rightarrow e^+e^-)$ (fb)

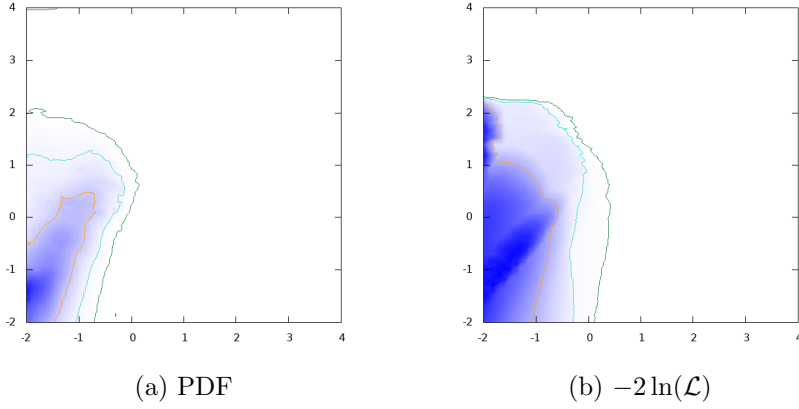


Figure 32: $\log_{10} \sigma(pp \rightarrow H \rightarrow \tau^+ \tau^-)$ (fb) vs. $\log_{10} \sigma(pp \rightarrow H \rightarrow e^+ e^-)$ (fb)

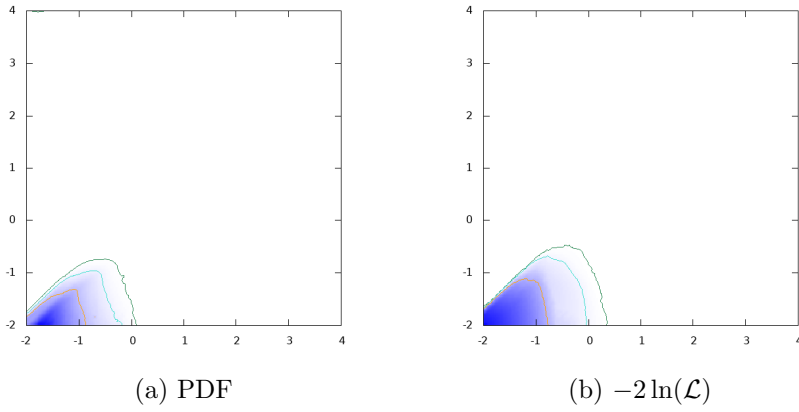


Figure 33: $\log_{10} \sigma(pp \rightarrow A \rightarrow e^+ e^-)$ (fb) vs. $\log_{10} \sigma(pp \rightarrow H \rightarrow e^+ e^-)$ (fb)

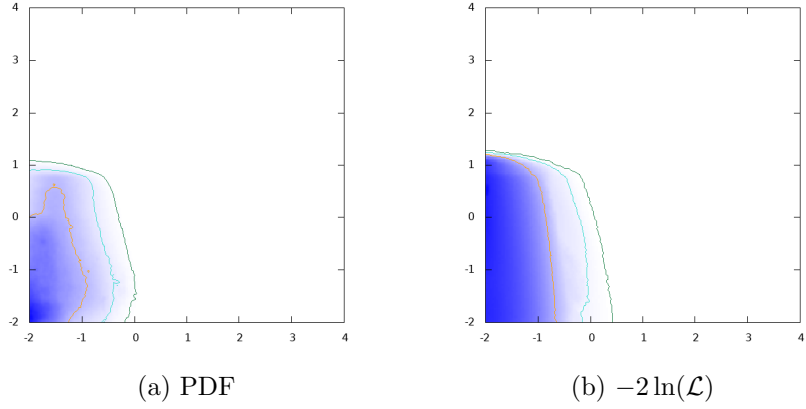


Figure 34: $\log_{10} \sigma(pp \rightarrow A \rightarrow \mu^+ \mu^-)$ (fb) vs. $\log_{10} \sigma(pp \rightarrow H \rightarrow e^+ e^-)$ (fb)

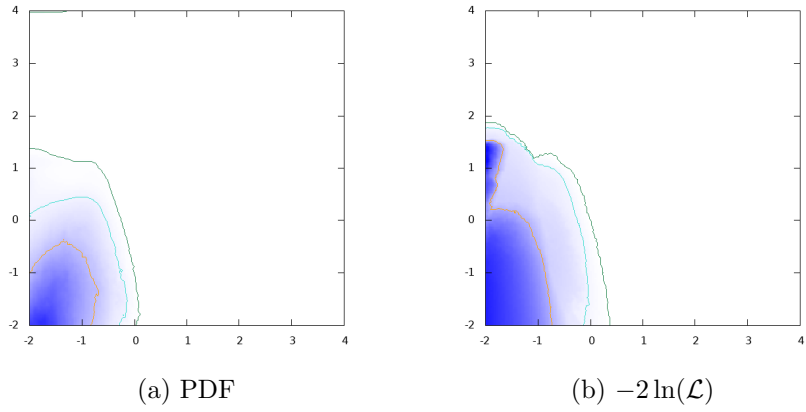


Figure 35: $\log_{10} \sigma(pp \rightarrow A \rightarrow \tau^+ \tau^-)$ (fb) vs. $\log_{10} \sigma(pp \rightarrow H \rightarrow e^+ e^-)$ (fb)

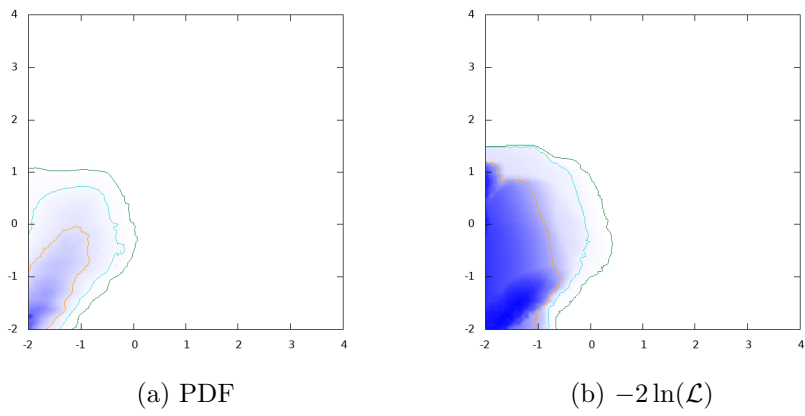


Figure 36: $\log_{10} \sigma(pp \rightarrow A \rightarrow HZ)$ (fb) vs. $\log_{10} \sigma(pp \rightarrow H \rightarrow e^+e^-)$ (fb)

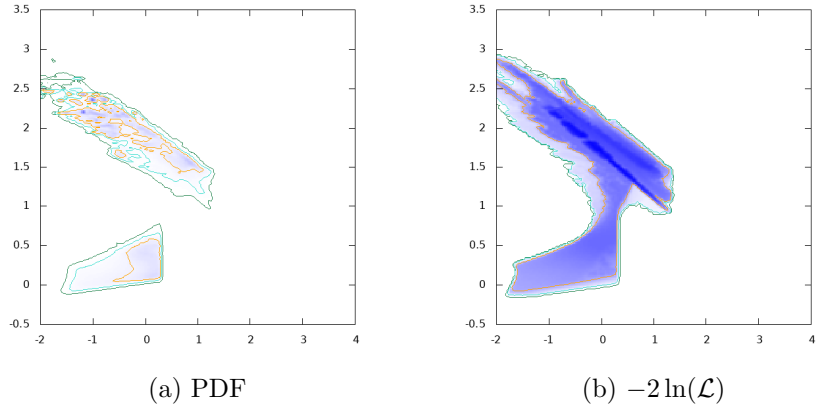


Figure 37: $\log_{10} \tan \beta$ vs. $\log_{10} \sigma(pp \rightarrow H \rightarrow \mu^+ \mu^-)$ (fb)

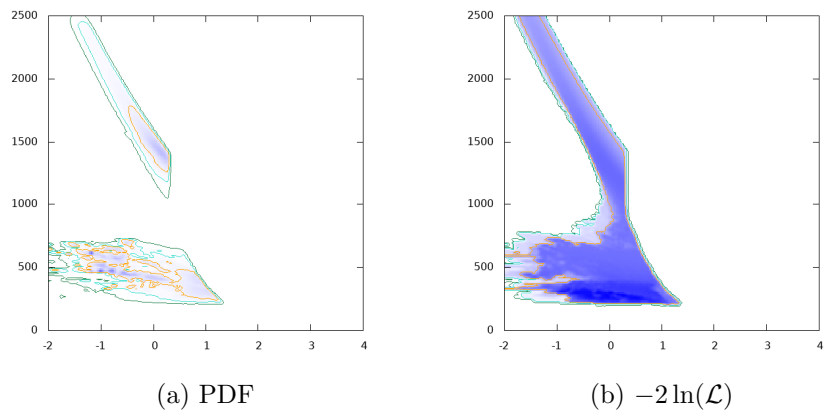


Figure 38: m_H GeV vs. $\log_{10} \sigma(pp \rightarrow H \rightarrow \mu^+ \mu^-)$ (fb)

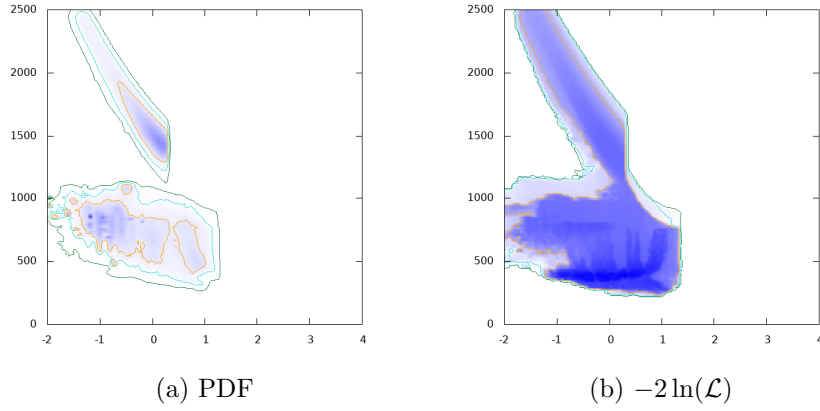


Figure 39: m_A GeV vs. $\log_{10}\sigma(pp \rightarrow H \rightarrow \mu^+\mu^-)$ (fb)

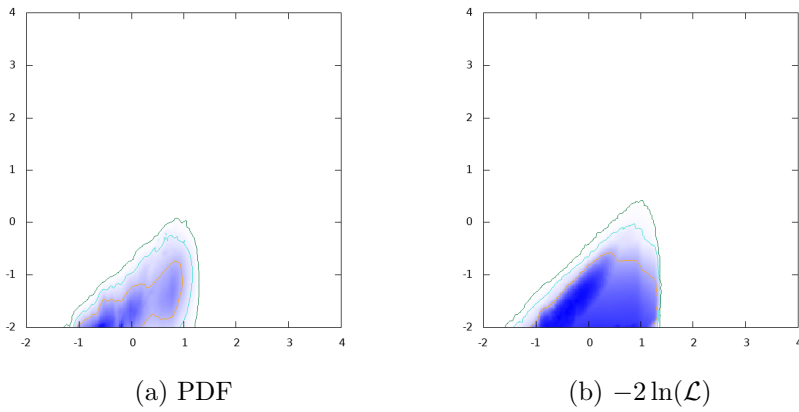


Figure 40: $\log_{10}\sigma(pp \rightarrow H \rightarrow e^+e^-)$ (fb) vs. $\log_{10}\sigma(pp \rightarrow H \rightarrow \mu^+\mu^-)$ (fb)

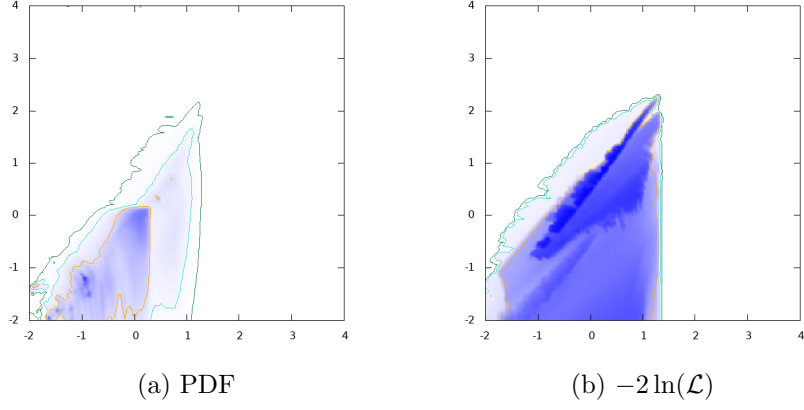


Figure 41: $\log_{10} \sigma(pp \rightarrow H \rightarrow \tau^+ \tau^-)$ (fb) vs. $\log_{10} \sigma(pp \rightarrow H \rightarrow \mu^+ \mu^-)$ (fb)

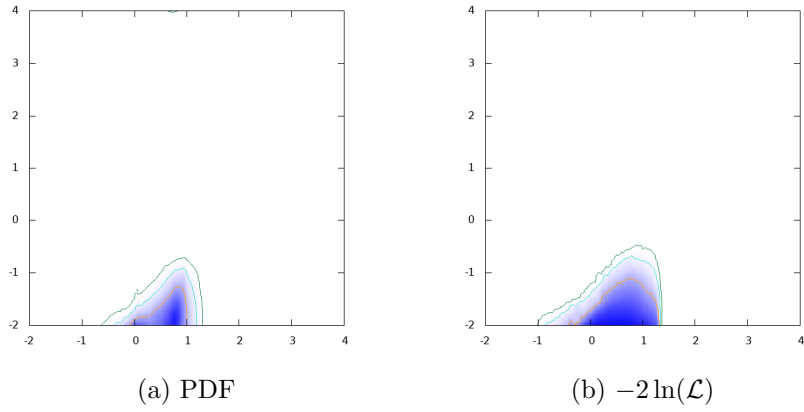


Figure 42: $\log_{10} \sigma(pp \rightarrow A \rightarrow e^+ e^-)$ (fb) vs. $\log_{10} \sigma(pp \rightarrow H \rightarrow \mu^+ \mu^-)$ (fb)

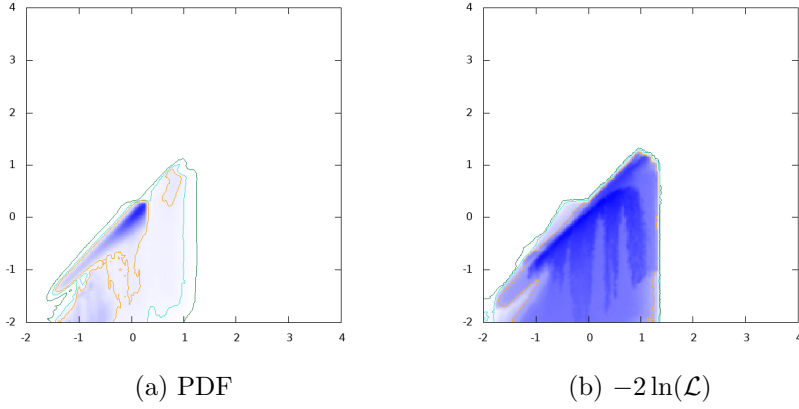


Figure 43: $\log_{10} \sigma(pp \rightarrow A \rightarrow \mu^+ \mu^-)$ (fb) vs. $\log_{10} \sigma(pp \rightarrow H \rightarrow \mu^+ \mu^-)$ (fb)

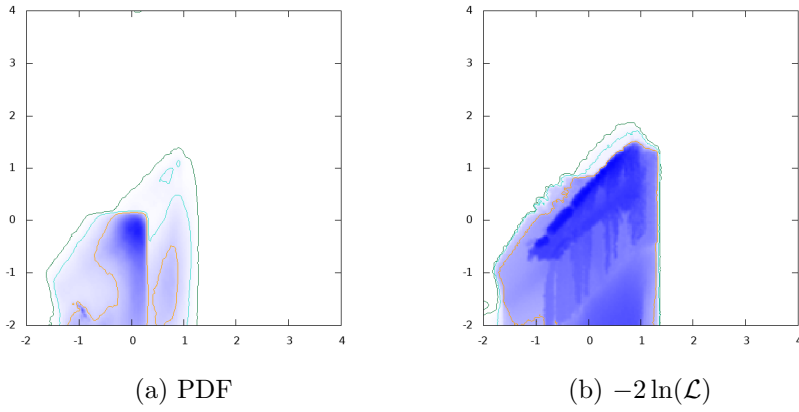


Figure 44: $\log_{10} \sigma(pp \rightarrow A \rightarrow \tau^+ \tau^-)$ (fb) vs. $\log_{10} \sigma(pp \rightarrow H \rightarrow \mu^+ \mu^-)$ (fb)

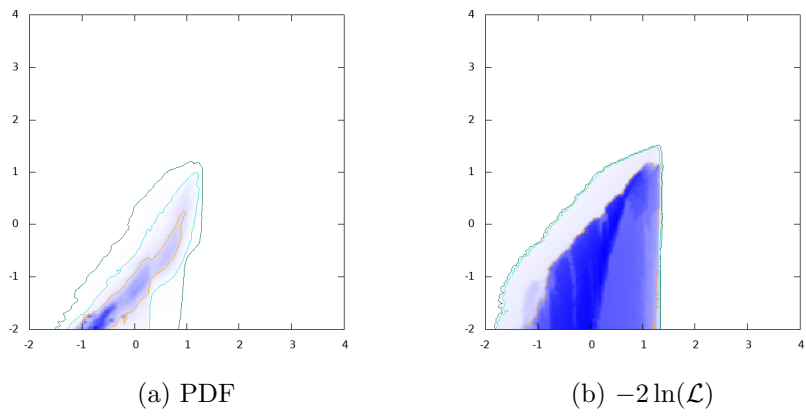


Figure 45: $\log_{10} \sigma(pp \rightarrow A \rightarrow HZ)$ (fb) vs. $\log_{10} \sigma(pp \rightarrow H \rightarrow \mu^+ \mu^-)$ (fb)

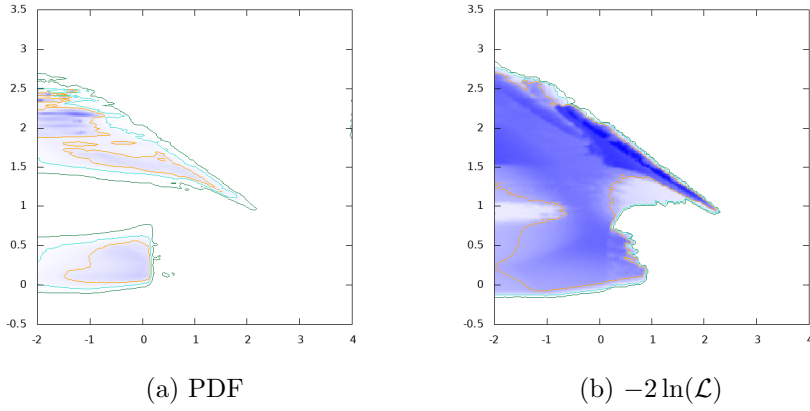


Figure 46: $\log_{10} \tan \beta$ vs. $\log_{10} \sigma(pp \rightarrow H \rightarrow \tau^+ \tau^-)$ (fb)

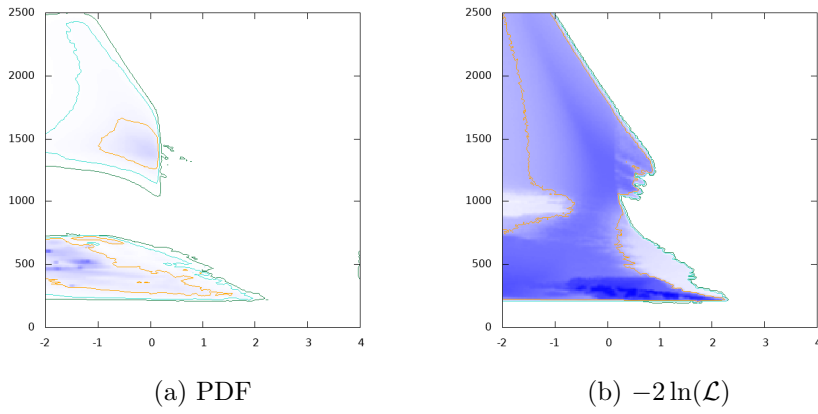


Figure 47: m_H GeV vs. $\log_{10} \sigma(pp \rightarrow H \rightarrow \tau^+ \tau^-)$ (fb)

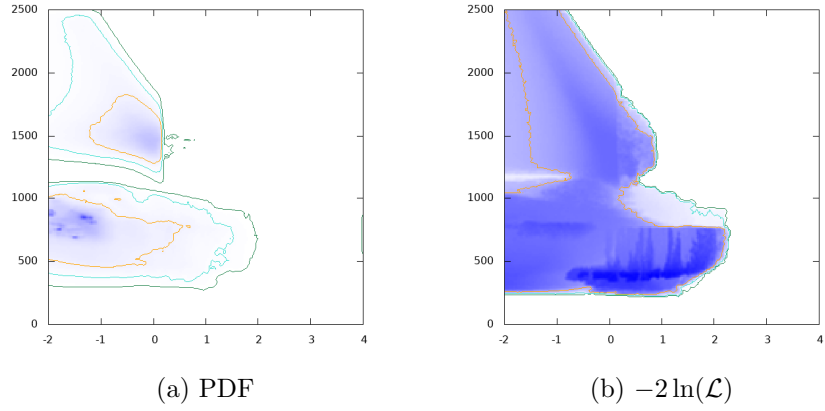


Figure 48: m_A GeV vs. $\log_{10} \sigma(pp \rightarrow H \rightarrow \tau^+\tau^-)$ (fb)

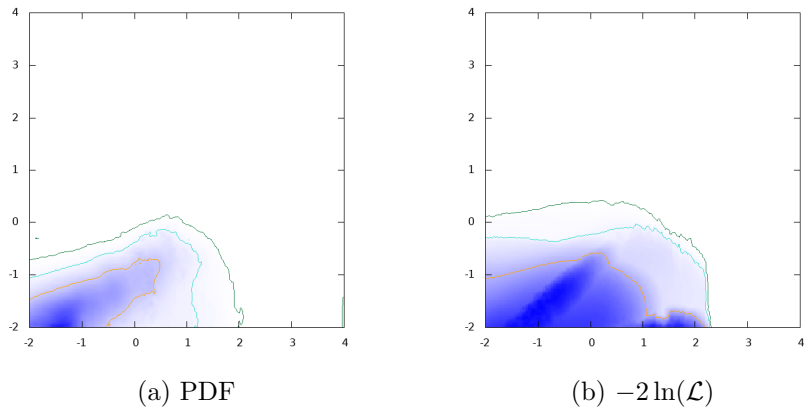
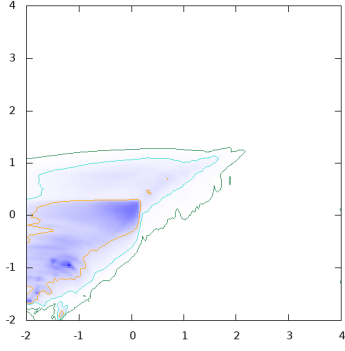
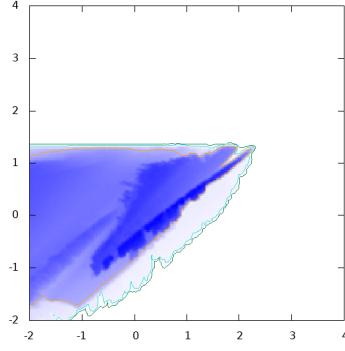


Figure 49: $\log_{10} \sigma(pp \rightarrow H \rightarrow e^+e^-)$ (fb) vs. $\log_{10} \sigma(pp \rightarrow H \rightarrow \tau^+\tau^-)$ (fb)

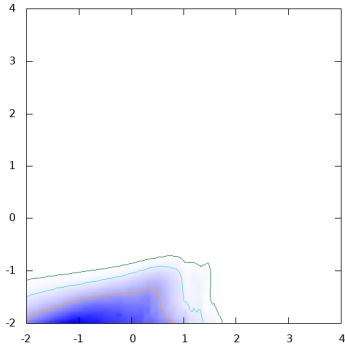


(a) PDF

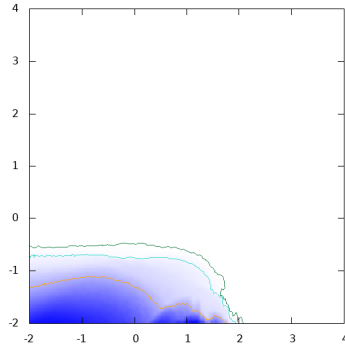


(b) $-2\ln(\mathcal{L})$

Figure 50: $\log_{10} \sigma(pp \rightarrow H \rightarrow \mu^+\mu^-)$ (fb) vs. $\log_{10} \sigma(pp \rightarrow H \rightarrow \tau^+\tau^-)$ (fb)



(a) PDF



(b) $-2\ln(\mathcal{L})$

Figure 51: $\log_{10} \sigma(pp \rightarrow A \rightarrow e^+e^-)$ (fb) vs. $\log_{10} \sigma(pp \rightarrow H \rightarrow \tau^+\tau^-)$ (fb)

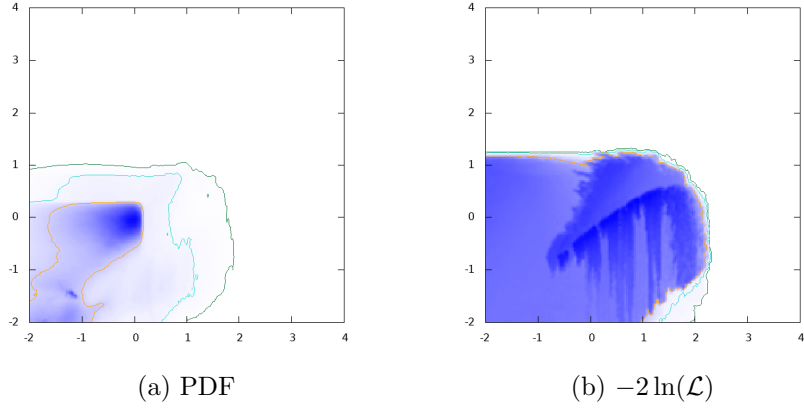


Figure 52: $\log_{10} \sigma(pp \rightarrow A \rightarrow \mu^+ \mu^-)$ (fb) vs. $\log_{10} \sigma(pp \rightarrow H \rightarrow \tau^+ \tau^-)$ (fb)

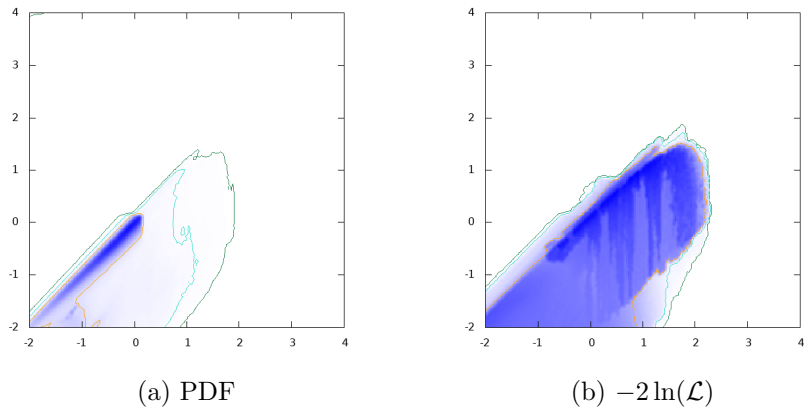


Figure 53: $\log_{10} \sigma(pp \rightarrow A \rightarrow \tau^+ \tau^-)$ (fb) vs. $\log_{10} \sigma(pp \rightarrow H \rightarrow \tau^+ \tau^-)$ (fb)

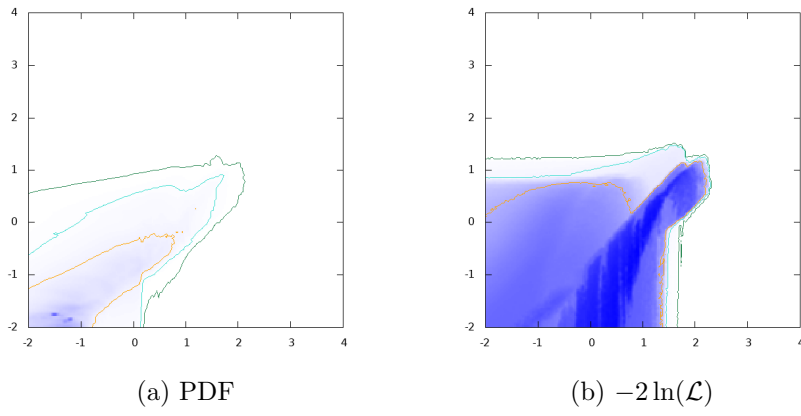


Figure 54: $\log_{10} \sigma(pp \rightarrow A \rightarrow HZ)$ (fb) vs. $\log_{10} \sigma(pp \rightarrow H \rightarrow \tau^+\tau^-)$ (fb)

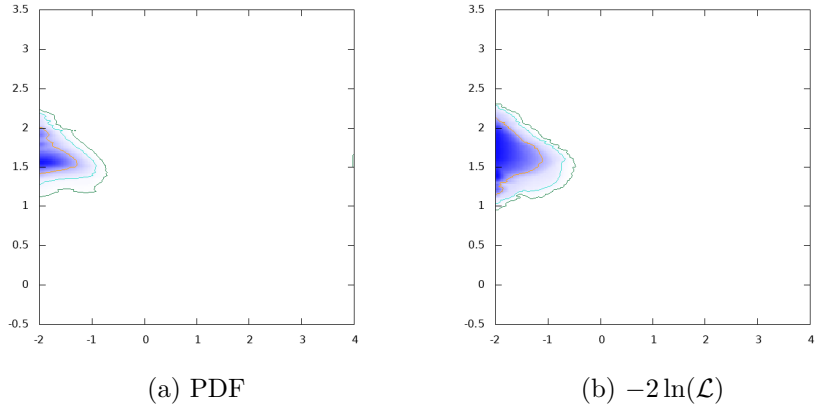


Figure 55: $\log_{10} \tan \beta$ vs. $\log_{10} \sigma(pp \rightarrow A \rightarrow e^+e^-)$ (fb)

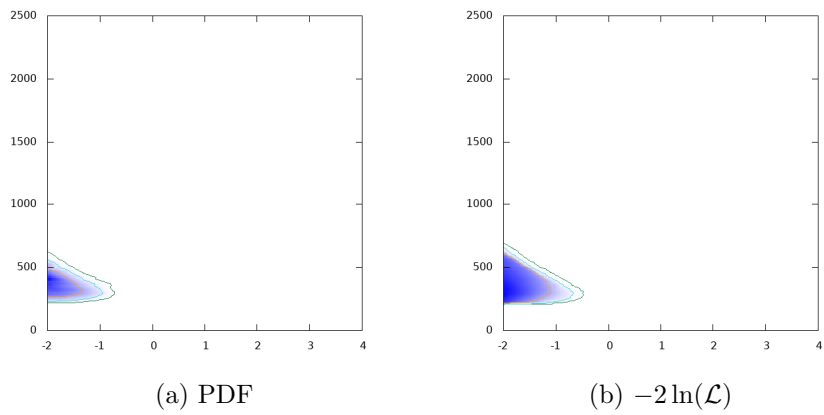
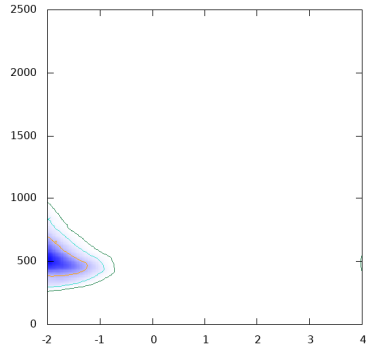
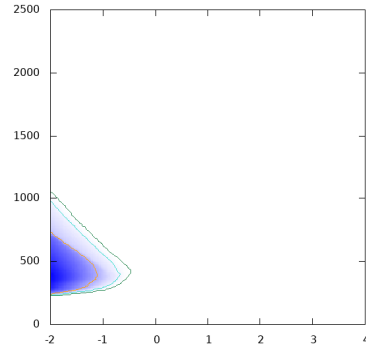


Figure 56: m_H GeV vs. $\log_{10} \sigma(pp \rightarrow A \rightarrow e^+e^-)$ (fb)

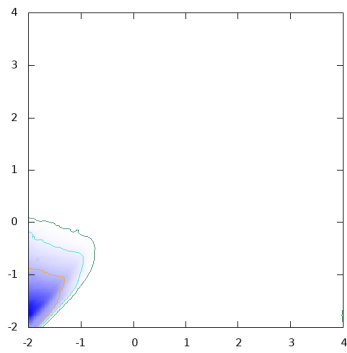


(a) PDF

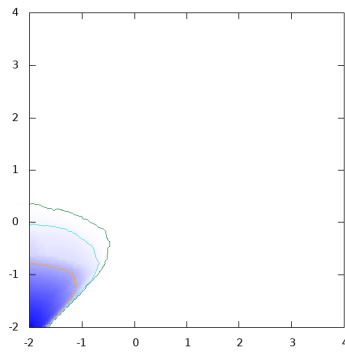


(b) $-2\ln(\mathcal{L})$

Figure 57: m_A GeV vs. $\log_{10} \sigma(pp \rightarrow A \rightarrow e^+e^-)$ (fb)



(a) PDF



(b) $-2\ln(\mathcal{L})$

Figure 58: $\log_{10} \sigma(pp \rightarrow H \rightarrow e^+e^-)$ (fb) vs. $\log_{10} \sigma(pp \rightarrow A \rightarrow e^+e^-)$ (fb)

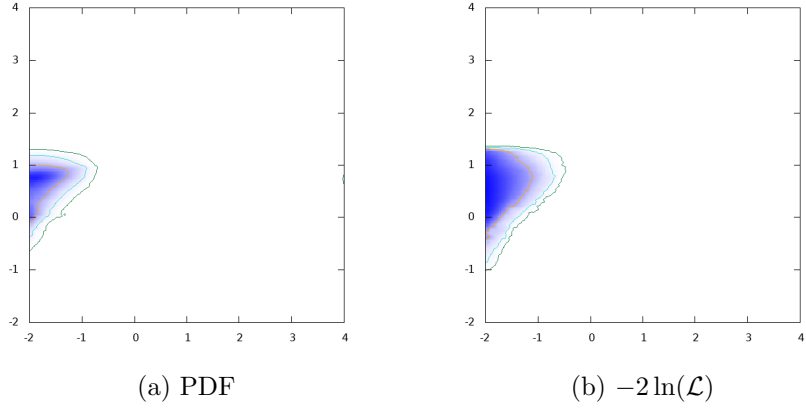


Figure 59: $\log_{10} \sigma(pp \rightarrow H \rightarrow \mu^+ \mu^-)$ (fb) vs. $\log_{10} \sigma(pp \rightarrow A \rightarrow e^+ e^-)$ (fb)

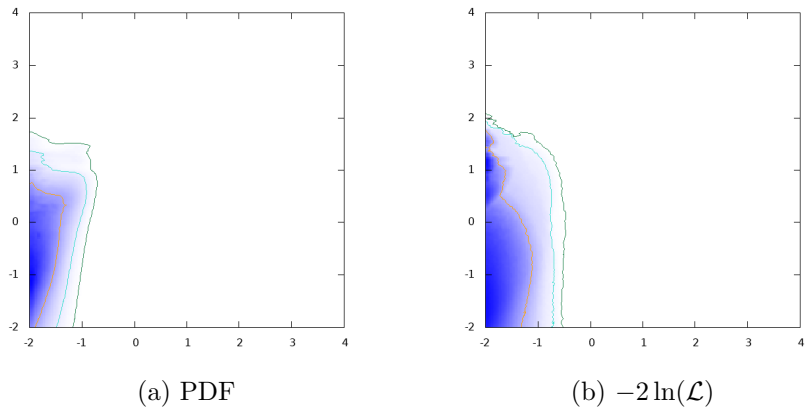


Figure 60: $\log_{10} \sigma(pp \rightarrow H \rightarrow \tau^+ \tau^-)$ (fb) vs. $\log_{10} \sigma(pp \rightarrow A \rightarrow e^+ e^-)$ (fb)

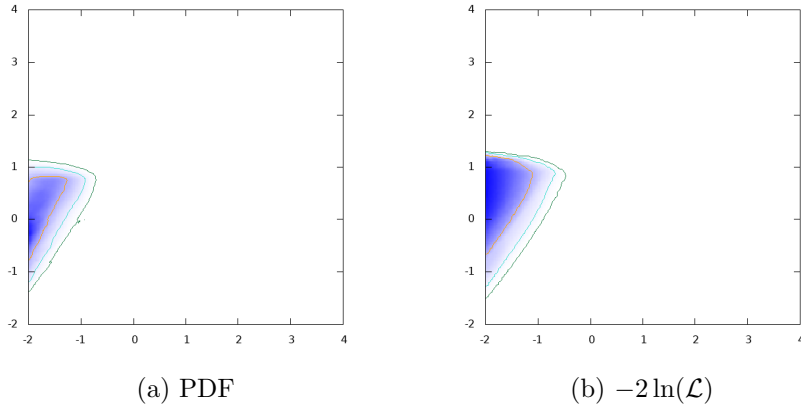


Figure 61: $\log_{10} \sigma(pp \rightarrow A \rightarrow \mu^+ \mu^-)$ (fb) vs. $\log_{10} \sigma(pp \rightarrow A \rightarrow e^+ e^-)$ (fb)

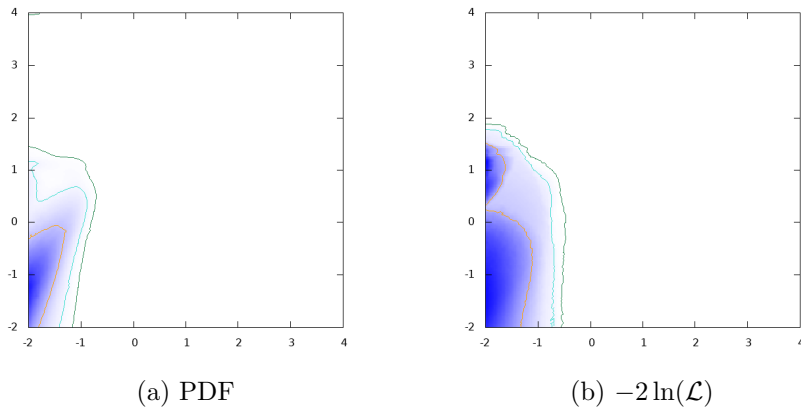


Figure 62: $\log_{10} \sigma(pp \rightarrow A \rightarrow \tau^+ \tau^-)$ (fb) vs. $\log_{10} \sigma(pp \rightarrow A \rightarrow e^+ e^-)$ (fb)

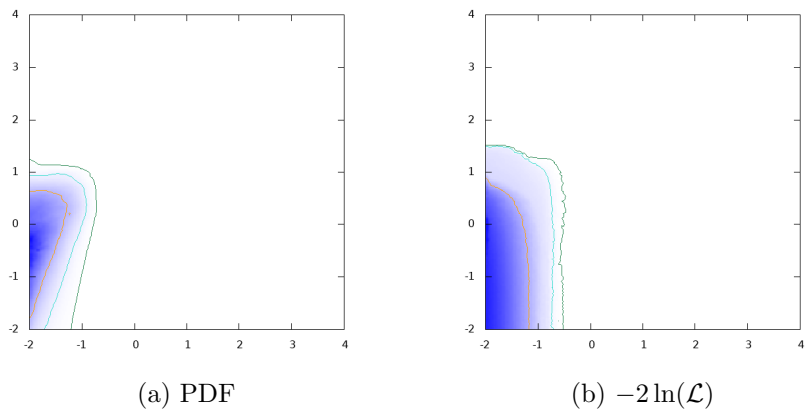


Figure 63: $\log_{10} \sigma(pp \rightarrow A \rightarrow HZ)$ (fb) vs. $\log_{10} \sigma(pp \rightarrow A \rightarrow e^+e^-)$ (fb)

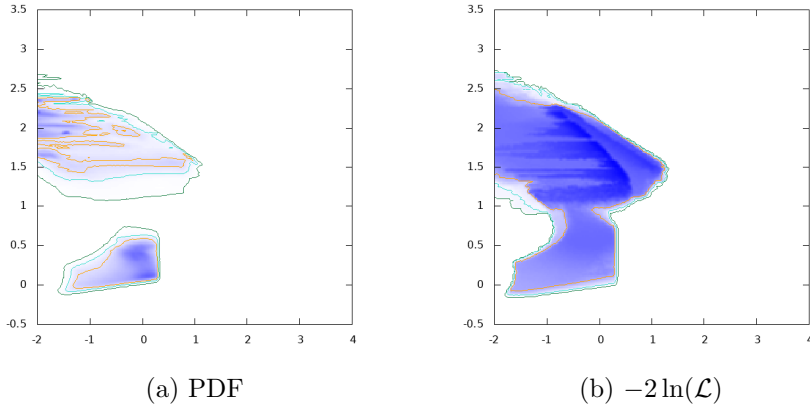


Figure 64: $\log_{10} \tan \beta$ vs. $\log_{10} \sigma(pp \rightarrow A \rightarrow \mu^+ \mu^-)$ (fb)

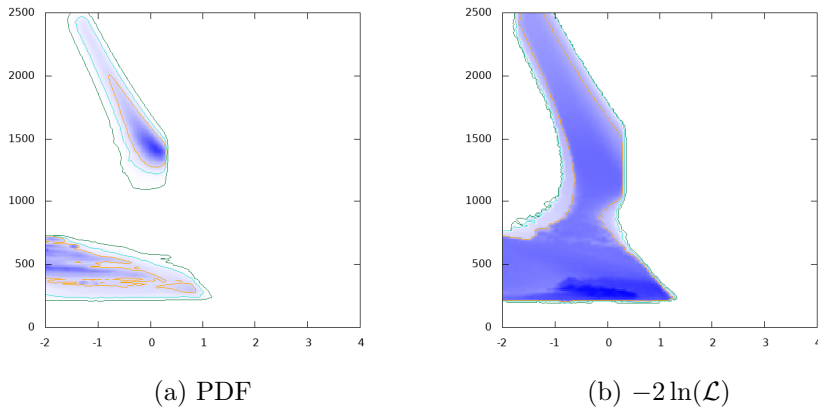


Figure 65: m_H GeV vs. $\log_{10} \sigma(pp \rightarrow A \rightarrow \mu^+ \mu^-)$ (fb)

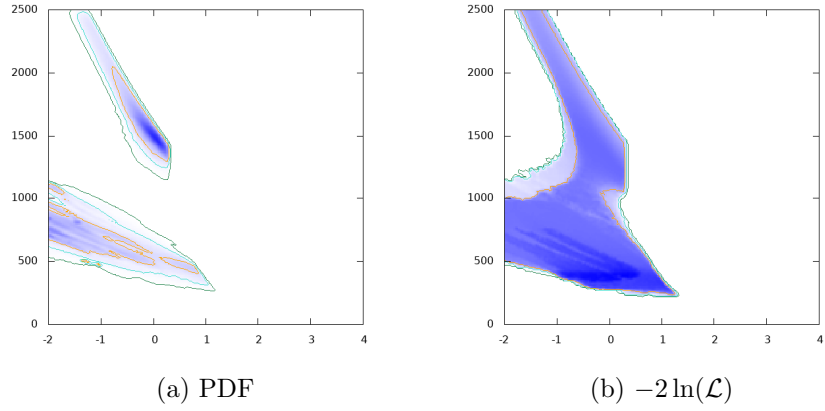


Figure 66: m_A GeV vs. $\log_{10} \sigma(pp \rightarrow A \rightarrow \mu^+ \mu^-)$ (fb)

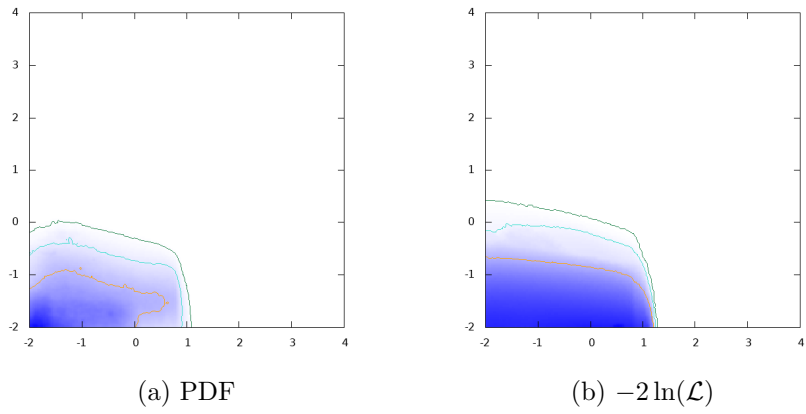


Figure 67: $\log_{10} \sigma(pp \rightarrow H \rightarrow e^+ e^-)$ (fb) vs. $\log_{10} \sigma(pp \rightarrow A \rightarrow \mu^+ \mu^-)$ (fb)

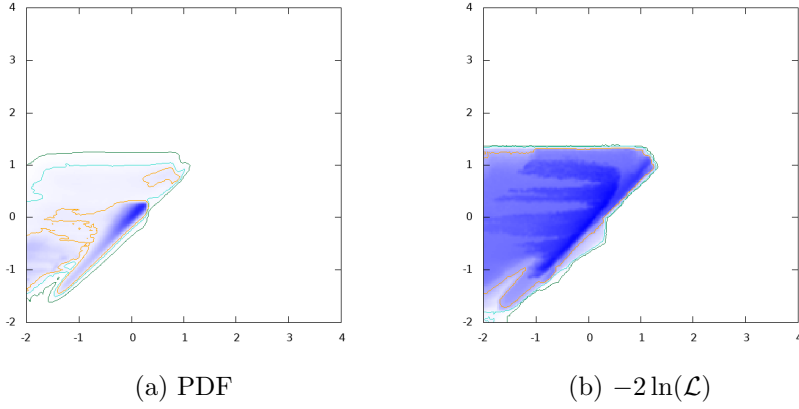


Figure 68: $\log_{10} \sigma(pp \rightarrow H \rightarrow \mu^+ \mu^-)$ (fb) vs. $\log_{10} \sigma(pp \rightarrow A \rightarrow \mu^+ \mu^-)$ (fb)

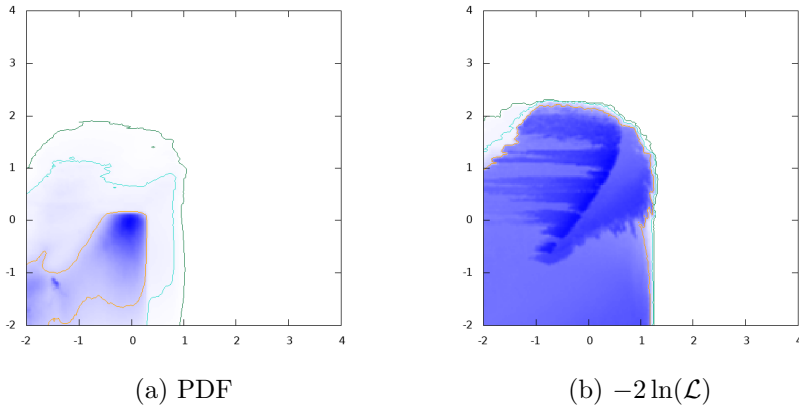


Figure 69: $\log_{10} \sigma(pp \rightarrow H \rightarrow \tau^+ \tau^-)$ (fb) vs. $\log_{10} \sigma(pp \rightarrow A \rightarrow \mu^+ \mu^-)$ (fb)

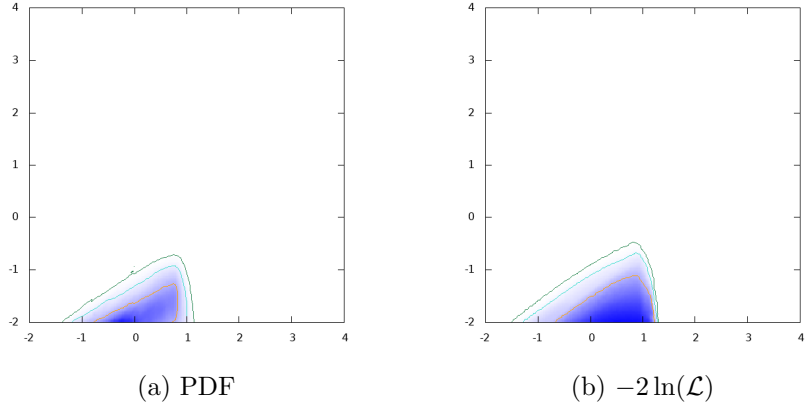


Figure 70: $\log_{10} \sigma(pp \rightarrow A \rightarrow e^+e^-)$ (fb) vs. $\log_{10} \sigma(pp \rightarrow A \rightarrow \mu^+\mu^-)$ (fb)

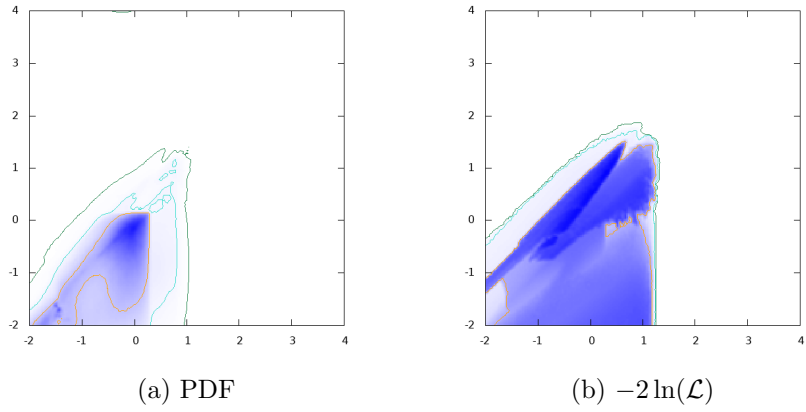


Figure 71: $\log_{10} \sigma(pp \rightarrow A \rightarrow \tau^+\tau^-)$ (fb) vs. $\log_{10} \sigma(pp \rightarrow A \rightarrow \mu^+\mu^-)$ (fb)

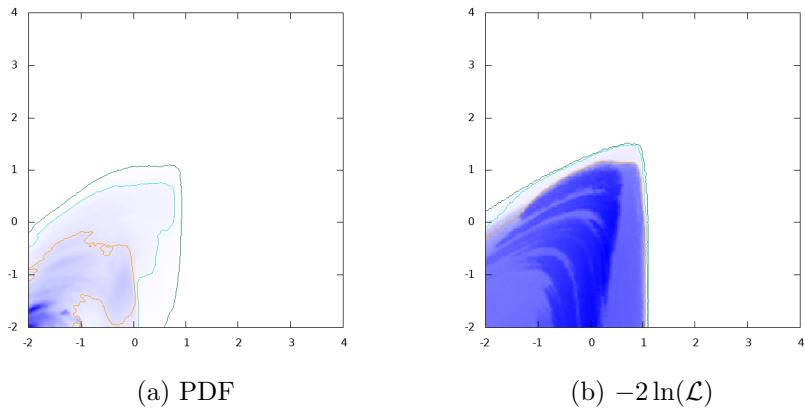


Figure 72: $\log_{10} \sigma(pp \rightarrow A \rightarrow HZ)$ (fb) vs. $\log_{10} \sigma(pp \rightarrow A \rightarrow \mu^+ \mu^-)$ (fb)

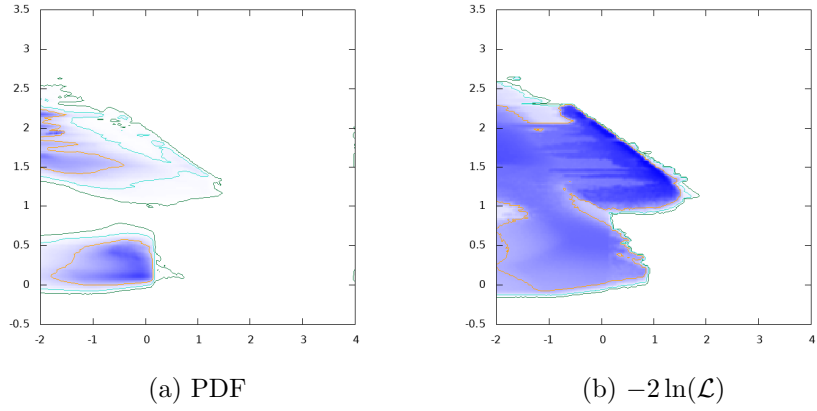


Figure 73: $\log_{10} \tan \beta$ vs. $\log_{10} \sigma(pp \rightarrow A \rightarrow \tau^+ \tau^-)$ (fb)

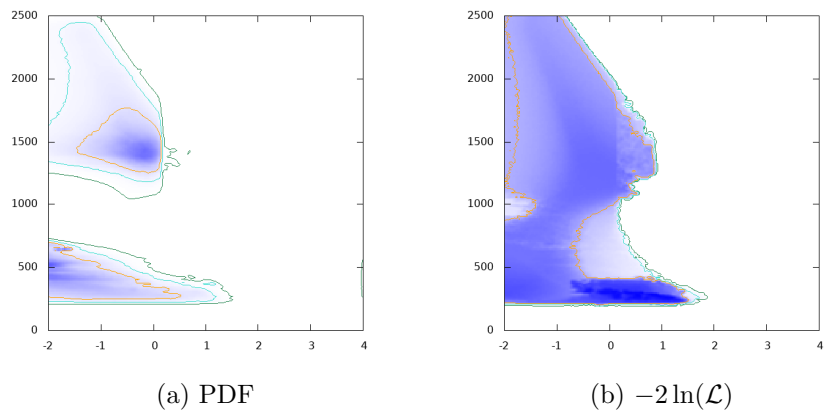


Figure 74: m_H GeV vs. $\log_{10} \sigma(pp \rightarrow A \rightarrow \tau^+ \tau^-)$ (fb)

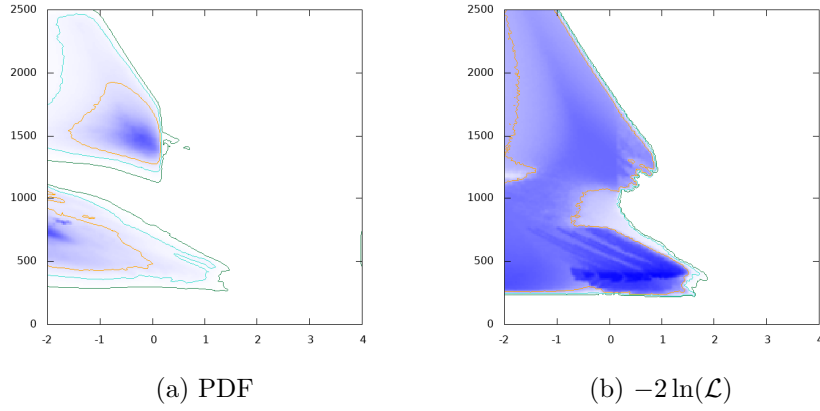


Figure 75: m_A GeV vs. $\log_{10} \sigma(pp \rightarrow A \rightarrow \tau^+ \tau^-)$ (fb)

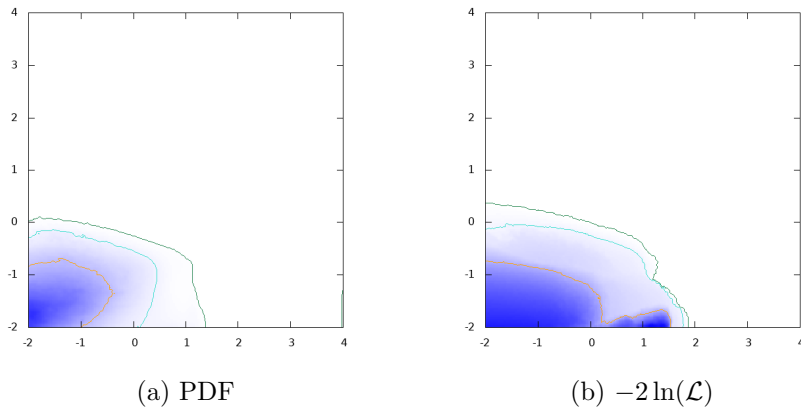


Figure 76: $\log_{10} \sigma(pp \rightarrow H \rightarrow e^+ e^-)$ (fb) vs. $\log_{10} \sigma(pp \rightarrow A \rightarrow \tau^+ \tau^-)$ (fb)

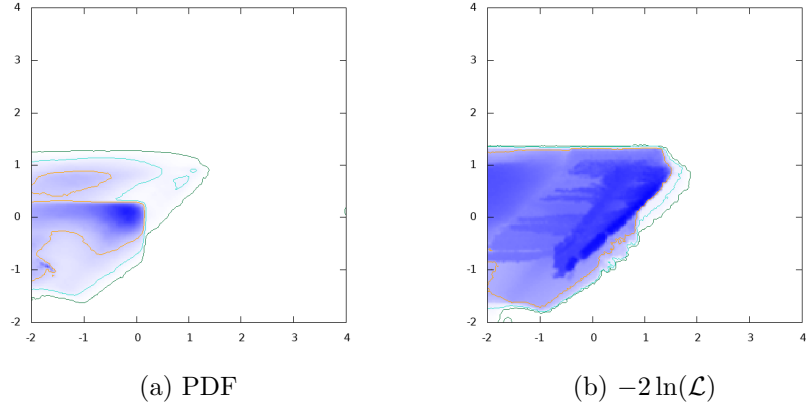


Figure 77: $\log_{10} \sigma(pp \rightarrow H \rightarrow \mu^+ \mu^-)$ (fb) vs. $\log_{10} \sigma(pp \rightarrow A \rightarrow \tau^+ \tau^-)$ (fb)

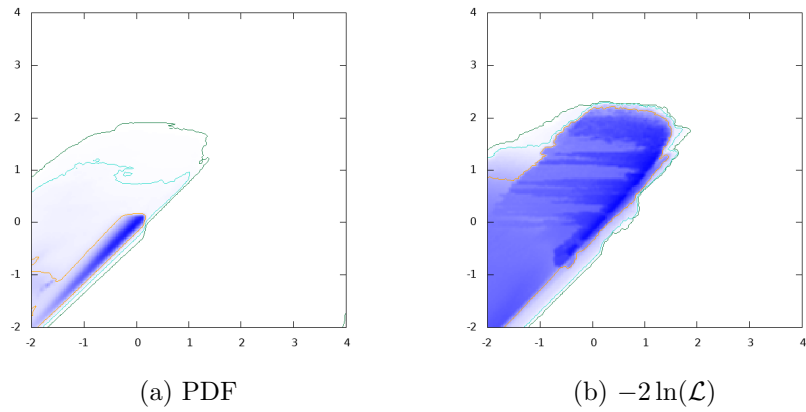


Figure 78: $\log_{10} \sigma(pp \rightarrow H \rightarrow \tau^+ \tau^-)$ (fb) vs. $\log_{10} \sigma(pp \rightarrow A \rightarrow \tau^+ \tau^-)$ (fb)

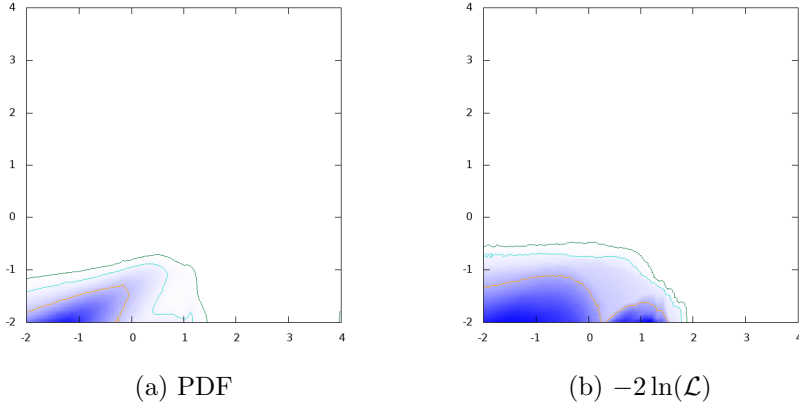


Figure 79: $\log_{10} \sigma(pp \rightarrow A \rightarrow e^+e^-)$ (fb) vs. $\log_{10} \sigma(pp \rightarrow A \rightarrow \tau^+\tau^-)$ (fb)

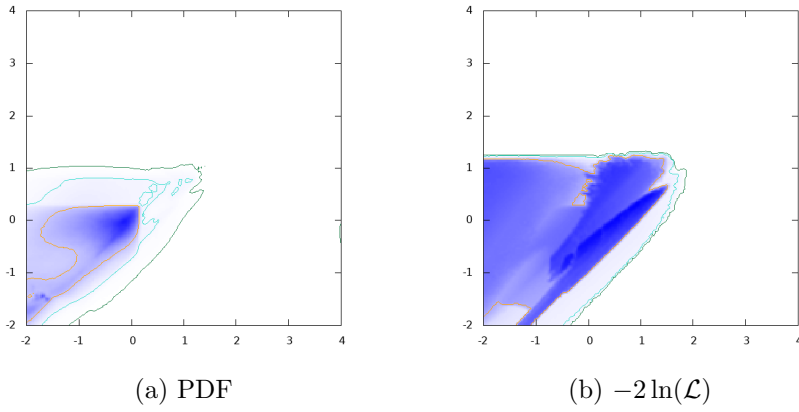


Figure 80: $\log_{10} \sigma(pp \rightarrow A \rightarrow \mu^+\mu^-)$ (fb) vs. $\log_{10} \sigma(pp \rightarrow A \rightarrow \tau^+\tau^-)$ (fb)

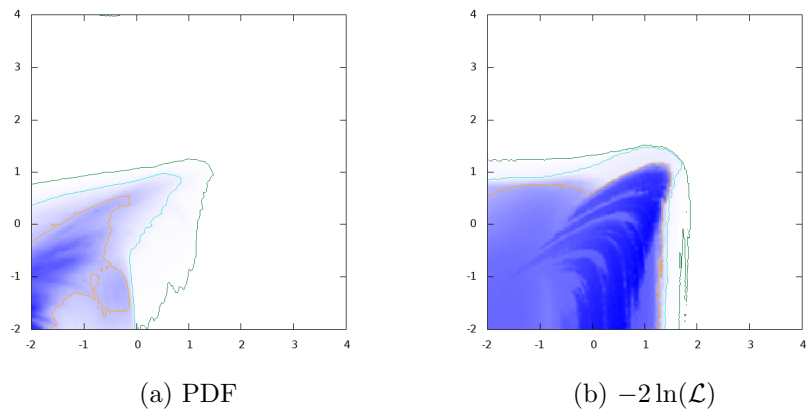


Figure 81: $\log_{10} \sigma(pp \rightarrow A \rightarrow HZ)$ (fb) vs. $\log_{10} \sigma(pp \rightarrow A \rightarrow \tau^+\tau^-)$ (fb)

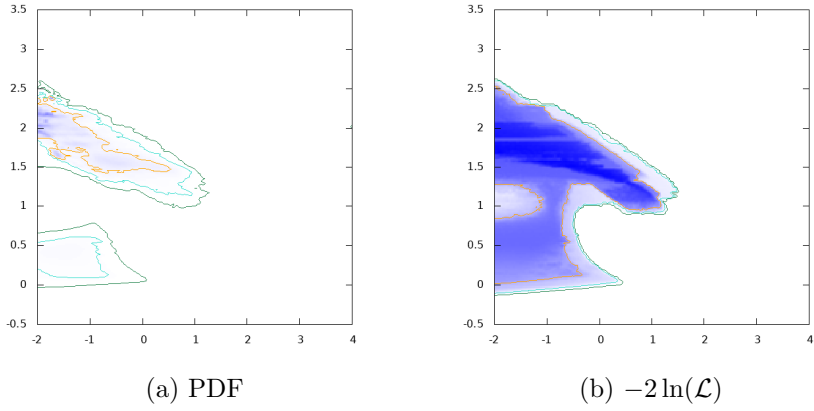


Figure 82: $\log_{10} \tan \beta$ vs. $\log_{10} \sigma(pp \rightarrow A \rightarrow HZ)$ (fb)

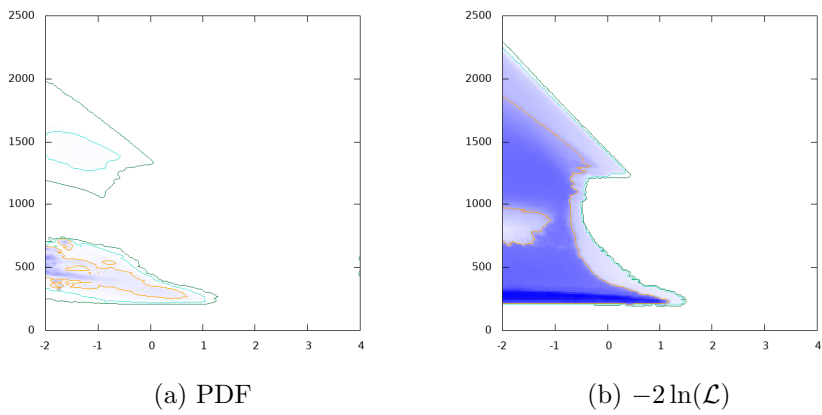


Figure 83: m_H GeV vs. $\log_{10} \sigma(pp \rightarrow A \rightarrow HZ)$ (fb)

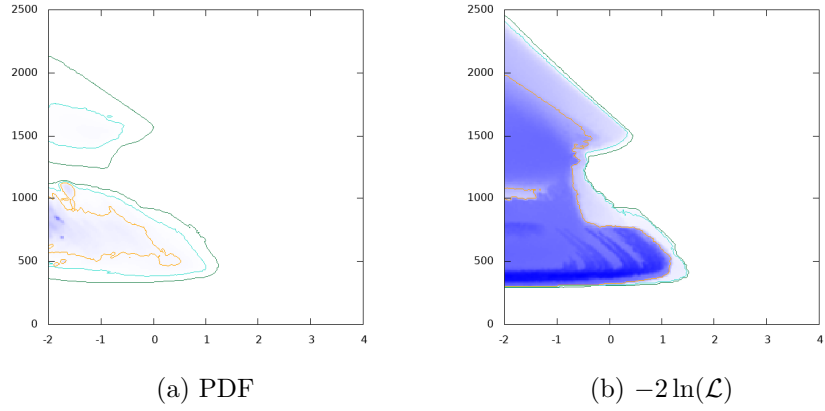


Figure 84: m_A GeV vs. $\log_{10} \sigma(pp \rightarrow A \rightarrow HZ)$ (fb)

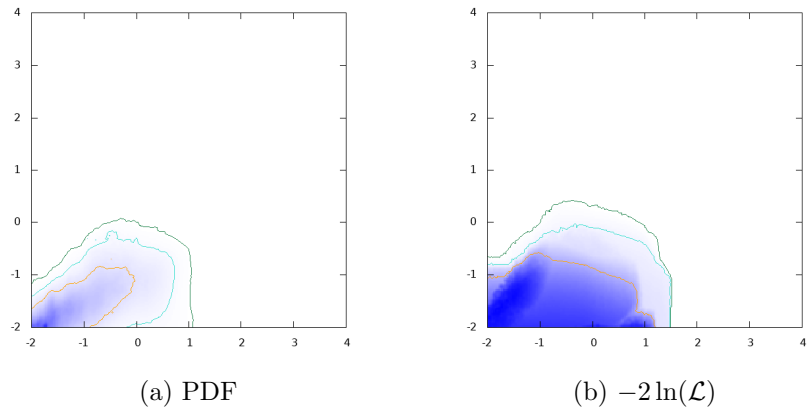


Figure 85: $\log_{10} \sigma(pp \rightarrow H \rightarrow e^+e^-)$ (fb) vs. $\log_{10} \sigma(pp \rightarrow A \rightarrow HZ)$ (fb)

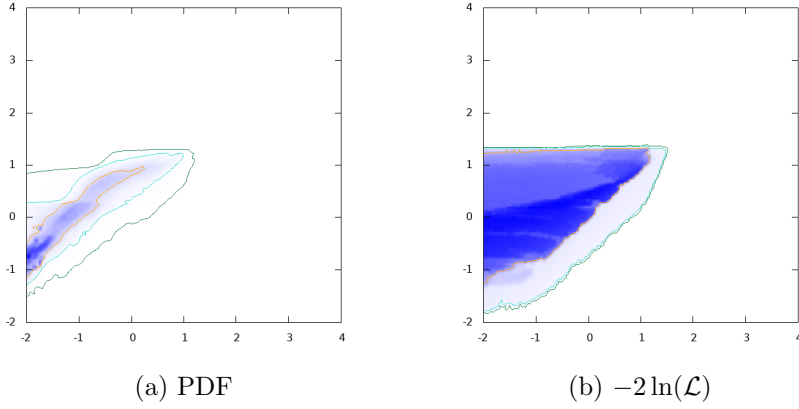


Figure 86: $\log_{10} \sigma(pp \rightarrow H \rightarrow \mu^+ \mu^-)$ (fb) vs. $\log_{10} \sigma(pp \rightarrow A \rightarrow HZ)$ (fb)

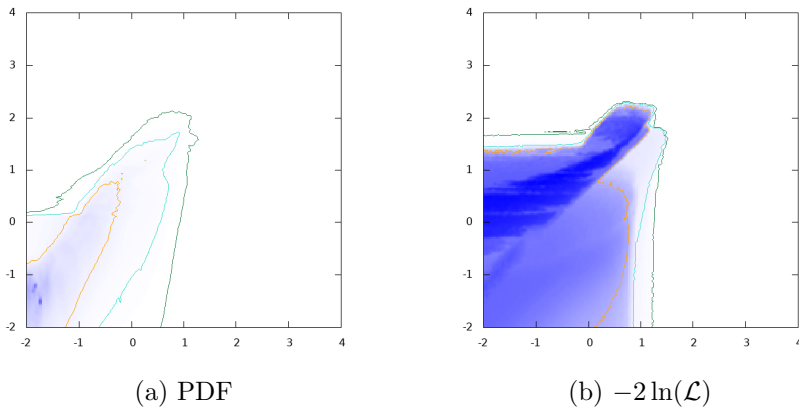


Figure 87: $\log_{10} \sigma(pp \rightarrow H \rightarrow \tau^+ \tau^-)$ (fb) vs. $\log_{10} \sigma(pp \rightarrow A \rightarrow HZ)$ (fb)

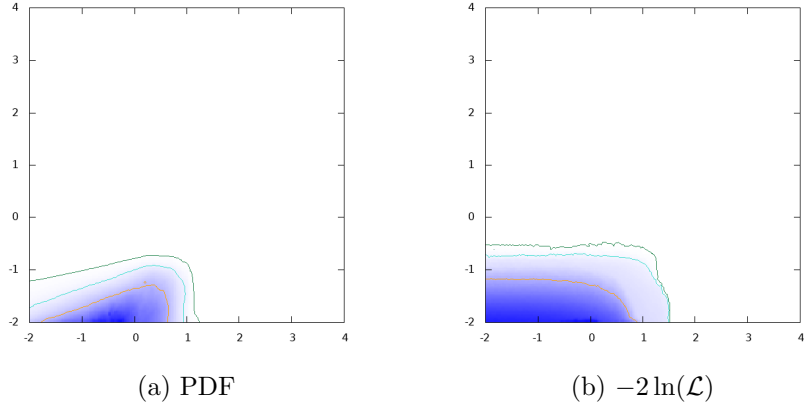


Figure 88: $\log_{10} \sigma(pp \rightarrow A \rightarrow e^+e^-)$ (fb) vs. $\log_{10} \sigma(pp \rightarrow A \rightarrow HZ)$ (fb)

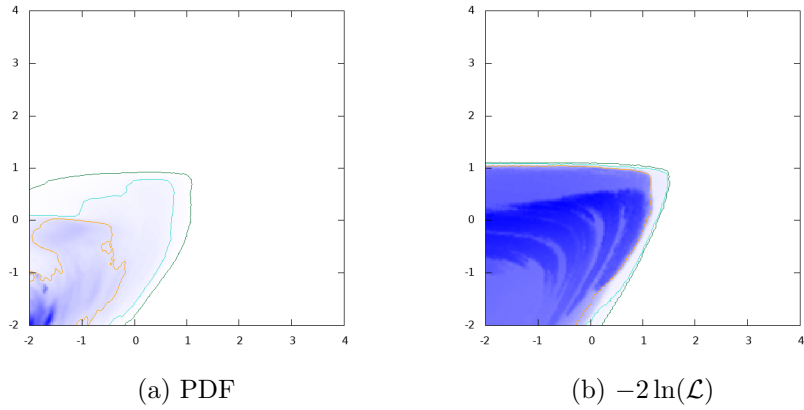
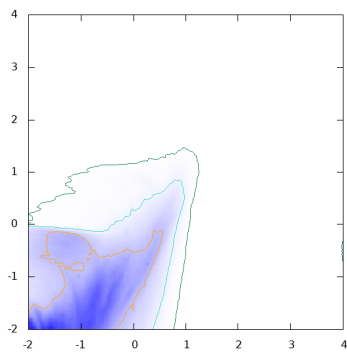
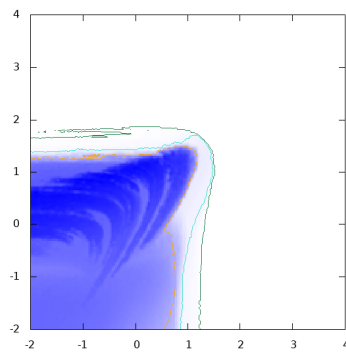


Figure 89: $\log_{10} \sigma(pp \rightarrow A \rightarrow \mu^+\mu^-)$ (fb) vs. $\log_{10} \sigma(pp \rightarrow A \rightarrow HZ)$ (fb)



(a) PDF



(b) $-2\ln(\mathcal{L})$

Figure 90: $\log_{10} \sigma(pp \rightarrow A \rightarrow \tau^+\tau^-)$ (fb) vs. $\log_{10} \sigma(pp \rightarrow A \rightarrow HZ)$ (fb)